

Production flow charts  
生产流程



Testing equipment  
检测设备



盐雾测试机  
Salt Spray Tester



机械寿命测试仪  
Life Tester



交流电流测试仪  
AC/DC Withstanding Voltage Tester



震动测试台  
Shakers Vibration Tester

CONTENTS  
目录

一：基站锁 Switch Locks

超薄基站锁系列.....	06P-09P
多档&自复位基站锁系列.....	10P-12P
通用&常规基站锁系列.....	13P-17P

二：操作盘（控制柜锁等）Cam Locks

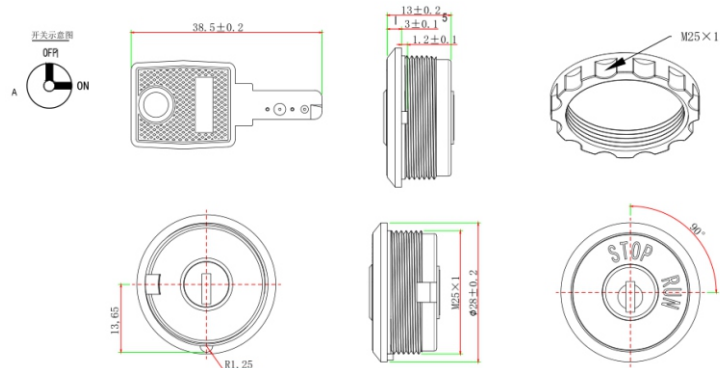
开孔12mm系列.....	18P
开孔19mm系列.....	19P-23P
开孔22mm系列.....	24P-25P

三：三角锁Triangle locks

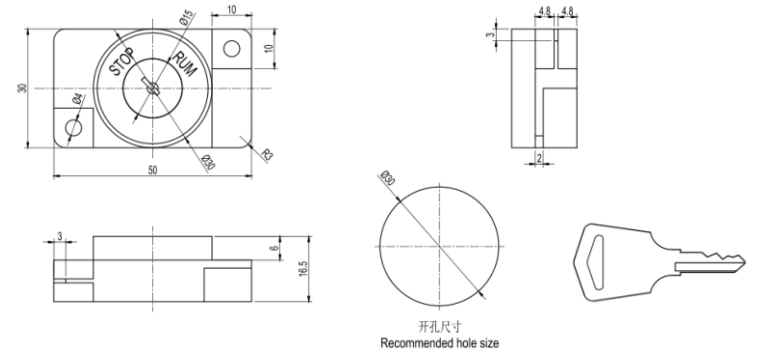
三角锁系列 .....	26P-30P
-------------	---------

四：其他电梯配件 Others

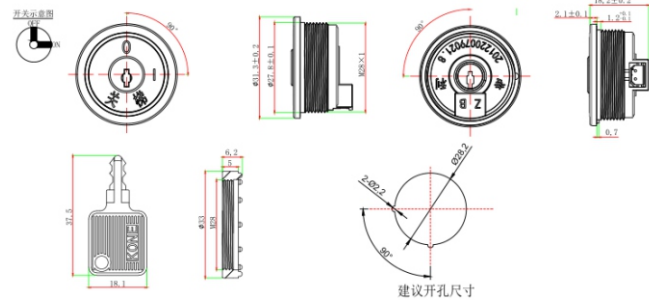
钥匙系列.....	31P-32P
其他配件.....	33P



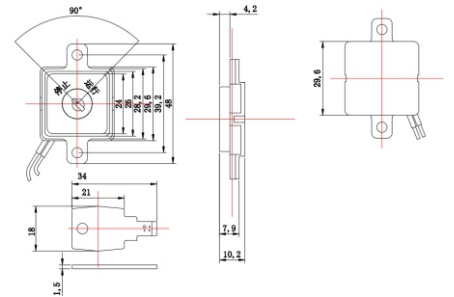
- 



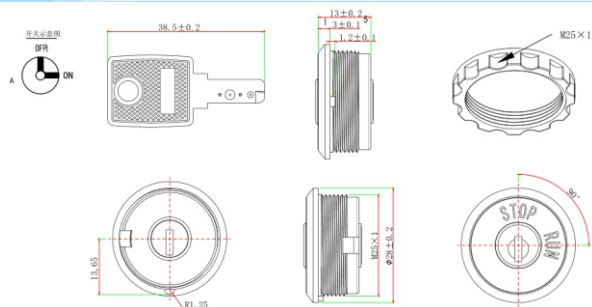
- 



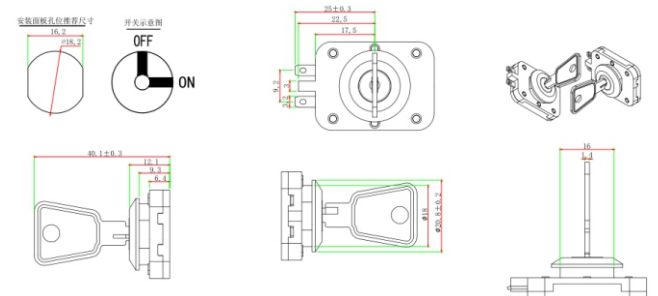
- 



- 

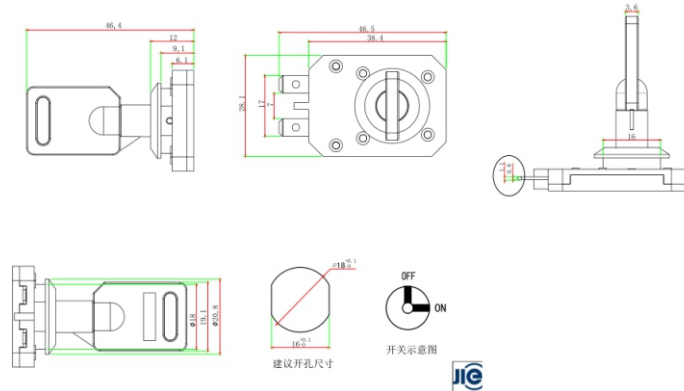


- 
- A red square lock with a silver keyhole and a silver key inserted into it. The lock has a red body and a silver keyhole. The key is silver and has a simple, flat design. The lock is mounted on a white surface.



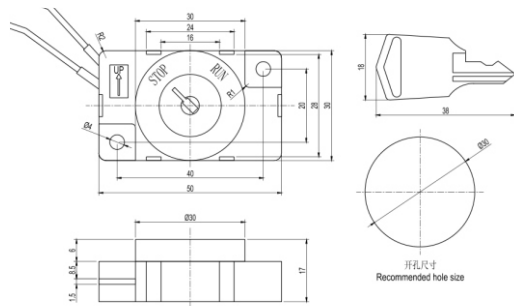
- 07





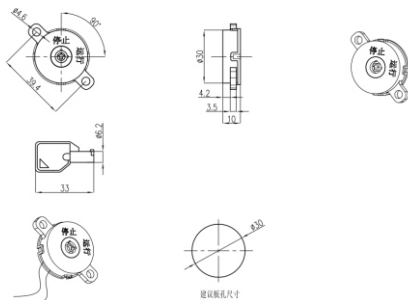
- 1.开孔18MM, 2档, hole size: 28 mm. 2 positions.
2. 现货或生产周期15-25天。spot goods / production period: 15-25 days.
3. 适合各品牌电梯, 可做定制款  
It can be applied to various brand elevators and can be customized.

909-7-2#198



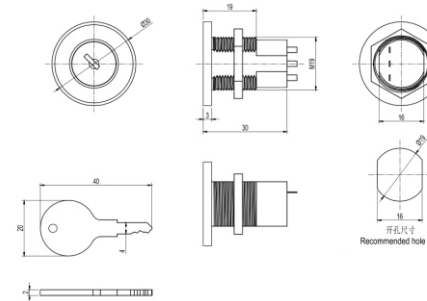
1. 开孔30\*30MM, 锁头露出3MM, 2档; 字片可定制; 配线线长30MM红黄线; 可附2510插头  
hole size: 30\*30 mm. the projecting portion of lock: 3 mm. 2 positions. word plate can be customized. 30mm red yellow wire can be matched. attached plug :2510.
2. 现货或生产周期15-25天。  
spot goods / production period: 15-25 days.
3. 适用奥的斯等各品牌电梯, 可做定制款  
It can be applied to various brand elevators(such as OTIS) and can be customized.

909-8-001



1. 开孔30MM, 厚度10MM, 2档; 字片可定制可配线长30MM红黄线; 可附EH插头。  
hole size: 30 mm. 10mm thickness. 2 positions. word slice can be customized. 30mm red yellow wire can be matched. attached plug : EH.
2. 现货或生产周期15-25天。  
spot goods/ production period: 15-25 days.
3. 适合各品牌电梯, 可做定制款  
It can be applied to various brand elevators and can be customized.

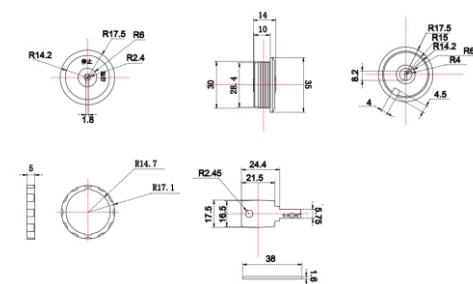
901-2



- ( 适用三菱基站用锁 )  
(Switch Locks matching up to Mitsubishi)

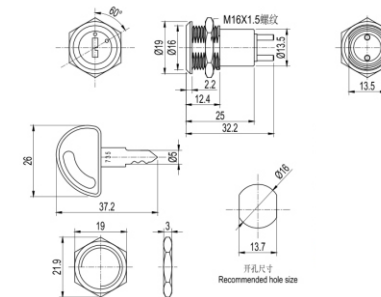
- 1.开孔19MM, 面板30MM 全铜钥匙2把, 2档。  
hole size: 19 mm. 30 mm panel. 2 all-copper keys. 2 positions.
2. 现货或生产周期15-25天。  
spot goods / production period: 15-25 days
3. 适合各品牌电梯, 可做定制款  
It can be applied to various brand elevators and can be customized.

900-001



1. 开孔30MM, 卡巴钥匙, 2档, 字片可定制 可配线长30MM红黄线 可配2510插头。  
hole size: 30 mm. Kaba key. 2 positions. word slice can be customized. 30mm red yellow wire can be matched. matching plug : 2510.
2. 现货或生产周期15-25天。  
spot goods/ production period: 15-25 days.
3. 适合各品牌电梯, 可做定制款  
It can be applied to various brand elevators and can be customized.
3. 适合各品牌电梯, 可做定制款  
It can be applied to various brand elevators and can be customized.

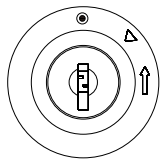
910-30-001



1. ROHS认证. 开孔16MM, 2个圆端子脚, 2档右转60°。  
ROHS certification. hole size: 16 mm. 2 circular terminals. 2 positions and turn right 60°.
2. 现货或者生产周期35-45天  
spot goods / production period: 35-45 days.
3. 适合各品牌电梯, 可做定制款  
It can be applied to various brand elevators and can be customized.

JK101-1-001

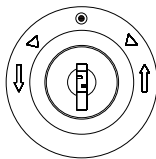
### 型号(model) : JK215A



说明：右转45度，反弹回0度，3只端子脚，通电方式：0度为8-1，45度为1-2号端子脚通电，0度插拔钥匙。

Introductions:  
turn right 45° can rebound to 0°. 3 terminals.  
electrified way: the key is at 0°——N.8 and N.1 terminals electrified;  
the key is at 45°——N.1 and N.2 terminals electrified. the key can be inserted and removed at 0°.

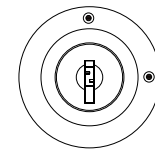
### 型号(model) : JK215E



说明：左右旋转45度均反弹回0度，4只端子脚，通电方式：0度为8-1,45度为1-2,315度为7-8号端子脚通电，0度插拔钥匙。

Introductions:  
either turn right 45° or turn left 45° can rebound to 0°. 4 terminals.  
electrified way: the key is at 0°—— N.8 and N.1 terminals electrified;  
the key is at 45°——N.1 and N.2 terminals electrified;the key is at 315°——N.7 and N.8 terminals electrified. the key can be inserted and removed at 0°.

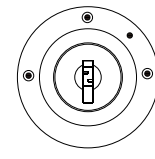
### 型号(model) : JK216S



说明：0°90°插拔钥匙，6只端子脚，通电方式：0度为8-1 4-5；90度为1-3 5-7号端子脚通电。

Introductions:  
the key can be inserted and removed at 0°, 90°. 6 terminals.  
electrified way: the key is at 0°——N.8 and N.1, N.4 and N.5 terminals electrified;  
the key is at 90°——N.1 and N.3, N.5 and N.7 terminals electrified.

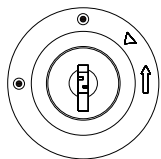
### 型号(model) : JK216AI



说明：0°90°270°均可插拔钥匙，5只端子脚，通电方式：0度为7-1，,45度为1-2,90度为2-3,270度为6-7号端子脚通电。

Introductions:  
the key can be inserted and removed at 0°, 90°, 270°. 5 terminals.  
electrified way: the key is at 0°——N.7 and N.1 terminals electrified;  
the key is at 45°——N.1 and N.2 terminals electrified;  
the key is at 90°——N.2 and N.3 terminals electrified;  
the key is at 270°——N.6 and N.7 terminals electrified.

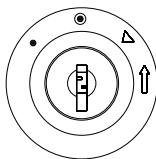
### 型号(model) : JK215G



说明：右转45度，反弹回0度，4只端子脚，通电方式：0度为7-1，45度为1-2；270度为6-7号端子脚通电，0度和270度均可插拔钥匙。

Introductions:  
turn right 45° can rebound to 0°. 4 terminals. electrified way: the key is at 0°——N.7 and N.1 terminals electrified;  
the key is at 45°——N.1 and N.2 terminals electrified;  
the key is at 270°——N.6 and N.7 terminals electrified.  
the key can be inserted and removed at 0° or 270°.

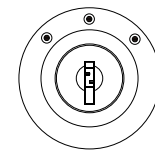
### 型号(model) : JK215I



说明：右转45度，反弹回0度，4只端子脚，通电方式：0度为8-1,45度为1-2,315度为7-8号端子脚通电，0度插拔钥匙。

Introductions:  
turn right 45° can rebound to 0°. 4 terminals.  
electrified way: the key is at 0°——N.8 and N.1 terminals electrified;  
the key is at 45°——N.1 and N.2 terminals electrified; the key is at 315°——N.7 and N.8 terminals electrified. the key can be inserted and removed at 0°.

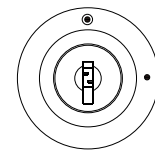
### 型号(model) : JK216I



说明：0°45°315°均可插拔钥匙，4只端子脚，通电方式:0度为8-1,45度为1-2,315度为7-8号端子脚通电。

Introductions:  
the key can be inserted and removed at 0°, 45°, 315°. 4 terminals.  
electrified way: the key is at 0°——N.8 and N.1 terminals electrified;  
the key is at 45°——N.1 and N.2 terminals electrified;  
the key is at 315°——N.7 and N.8 terminals electrified.

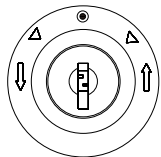
### 型号(model) : JK216N



说明：0°插拔钥匙，3只端子脚，通电方式：0度为8-1，90度为1-3号端子脚通电。


Introductions:  
the key can be inserted and removed at 0°. 3 terminals.  
electrified way: the key is at 0°——N.8 and N.1 terminals electrified;  
the key is at 90°——N.1 and N.3 terminals electrified;

### 型号(model) : JK215F

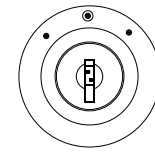


说明：左右旋转45度均反弹回0度，8个端子脚，通电方式：0度为8-1 4-5；45度为1-2 5-6,315度为7-8 3-4号端子脚通电，0度插拔钥匙。

Introductions:  
either turn right 45° or turn left 45° can rebound to 0°. 8 terminals.  
electrified way: the key is at 0°——N.8 and N.1 terminals electrified;  
the key is at 45°——N.1 and N.2, N.5 and N.6 terminals electrified;  
the key is at 315°——N.7 and N.8, N.3 and N.4 terminals electrified.  
the key can be inserted and removed at 0°.




### 型号(model) : JK216G



说明：0度插拔钥匙，4只端子脚，通电方式：0度为8-1,45度为1-2,315度为7-8号端子脚通电。

Introductions:  
the key can be inserted and removed at 0°. 4 terminals.  
electrified way: the key is at 0°——N.8 and N.1 terminals electrified;  
the key is at 45°——N.1 and N.2 terminals electrified;  
the key is at 315°——N.7 and N.8 terminals electrified.






型号(model): JK218S1

检修开关，两档双拔，0°为OFF，90°为ON，4只端子脚，1-3 5-7号端子脚通电，电流电压：125VAC 4A 250VAC 2A 有防撬钢珠。

maintenance switch, 2 positions and double pull-out. 0° is OFF, 90° is ON. 4 terminals. N.1 and N.3, N.5 and N.7 terminals electrified. current and voltage: 125VAC 4A 250VAC 2A. having anti-prying steel ball.



型号(model): JK218S2

运行/停止开关，反信号，两档双拔，4只端子脚，0度为ON，1-8 4-5号端子脚通电，90度为OFF，电流电压：125VAC 4A 250VAC 2A 有防撬钢珠。

running/stopping key switch. 0° is ON, 90° is OFF. 2 positions and double pull-out. 4 terminals. N.1 and N.8, N.4 and N.5 terminals electrified. current and voltage: 125VAC 4A 250VAC 2A. having anti-prying steel ball.



型号(model): JK218S1

独立服务开关，两档双拔，0°为OFF，90°为ON，4只端子脚，1-3 5-7号端子脚通电，电流电压：125VAC 4A 250VAC 2A 有防撬钢珠。

standalone servers key switch. 2 positions and double pull-out. 0° is OFF, 90° is ON. 4 terminals. N.1 and N.3, N.5 and N.7 terminals electrified. current and voltage: 125VAC 4A 250VAC 2A. having anti-prying steel ball.



型号(model): JK218R1

警铃重置开关，两档双拔，0°为OFF，90°为ON，2只端子脚，1-3号端子脚通电，电流电压：125VAC 4A 250VAC 2A 有防撬钢珠。

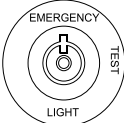
alarm bell reset key switch. 2 positions and double pull-out. 0° is OFF, 90° is ON. 2 terminals. N.1 and N.3 terminals electrified. current and voltage: 125VAC 4A 250VAC 2A. having anti-prying steel ball.



型号(model): JK218O1

应急灯测试开关，两档单拔，0°为OFF，90°为ON，4只端子脚，1-3 5-7号端子脚通电，电流电压：125VAC 4A 250VAC 2A 有防撬钢珠。


emergency light test key switch. 2 positions and single pull-out. 0° is OFF, 90° is ON. 4 terminals. N.1 and N.3, N.5 and N.7 terminals electrified. current and voltage: 125VAC 4A 250VAC 2A. having anti-prying steel ball.



型号(model): JK218F

井道操作轿厢开关，3档，0°位置插拔钥匙，左右旋转45°均回弹到0°，8只端子脚，通电方式：ON-ON-ON，0度为1-8 4-5,45度为1-2 5-6,315度为3-4 7-8号端子脚通电，电流电压：125VAC 4A 250VAC 2A。

hoistway operation car key switch. 3 positions. the key can be inserted and removed at 0°. either turn right 45° or turn left 45° can rebound to 0°. 8 terminals. electrified way: ON-ON-ON, the key is at 0°——N.1 and N.8, N.4 and N.5 terminals electrified; the key is at 45°——N.1 and N.2, N.5 and N.6 terminals electrified; the key is at 315°——N.3 and N.4, N.7 and N.8 terminals electrified. current and voltage: 125VAC 4A 250VAC 2A.



型号(model): JK218S1

轿厢灯开关，两档双拔，0°为OFF，90°为ON，4只端子脚，通电方式：1-3 5-7号端子脚通电，电流电压：125VAC 4A 250VAC 2A 有防撬钢珠。

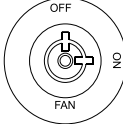
car light key switch. 2 positions and double pull-out. 0° is OFF, 90° is ON. 4 terminals. electrified way: N.1 and N.3, N.5 and N.7 terminals electrified.



型号(model): JK218R1

单速风扇开关，两档双拔，0°为OFF，90°为ON，4只端子脚，通电方式：1-3 5-7号端子脚通电，电流电压：125VAC 4A 250VAC 2A 有防撬钢珠。

single-speed fan key switch. 2 positions and double pull-out. 0° is OFF, 90° is ON. 4 terminals. electrified way: N.1 and N.3, N.5 and N.7 terminals electrified. current and voltage: 125VAC 4A 250VAC 2A. having anti-prying steel ball.



902-2#2803

1.开孔30\*30MM，2档，2803锁芯，可配线长40MM黄白线；可附EH插头。  
hole size: 30\*30 mm. 2 positions. lock core: 2803. 40mm yellow white wire can be matched. attached plug : EH.

2. 现货或生产周期15-25天。  
spot goods / production period: 15-25 days



909-2#900

1. 开孔37\*37MM，2档，字片可定制。  
hole size: 37\*37 mm. 2 positions. word plate can be customized.

2. 现货或生产周期15-25天。  
spot goods / production period: 15-25 days.

3. 适合各品牌电梯，可做定制款  
It can be applied to various brand elevators and can be customized.



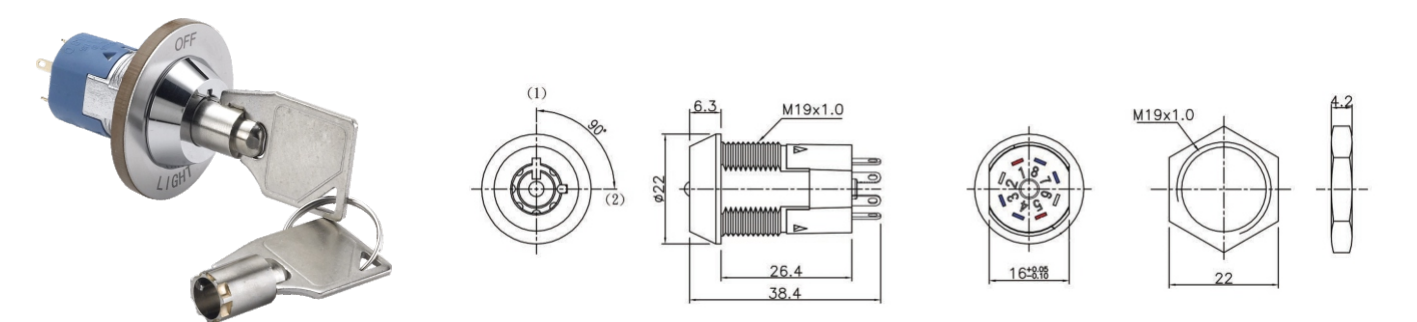
911-2

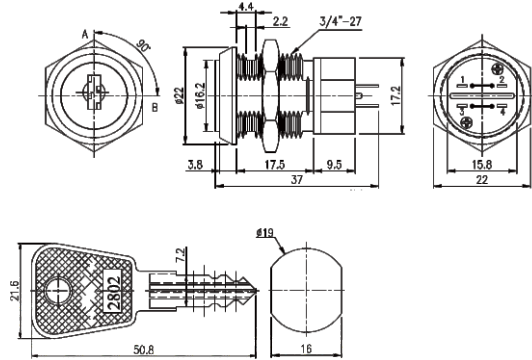
1. 开孔27MM，6个端子脚，2档，字片可定制。  
hole size: 27 mm. 6 terminals. 2 positions. word slice can be customized.

2. 现货或生产周期15-25天  
spot goods / production period: 15-25 days

3. 适合各品牌电梯，可做定制款  
It can be applied to various brand elevators and can be customized.

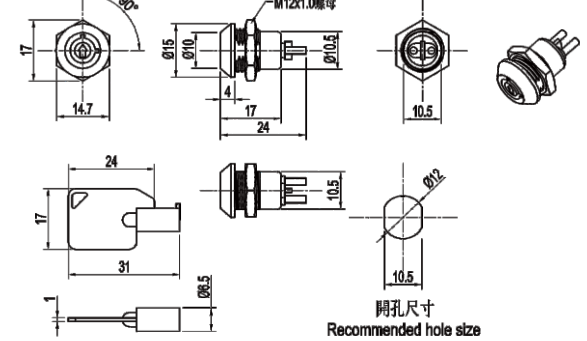






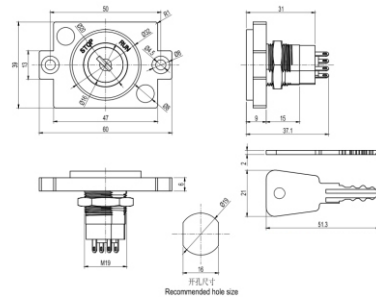
1. 开孔19MM, 2档, 电讯on-on, 钥匙可配2801,2802,2803。  
hole size: 19 mm. 2 positions. electrified form: on-on. matching keys: 2801, 2802, 2803.
2. 现货或生产周期3天。  
spot goods / production period: 3 days.
3. 适合各品牌电梯, 可做定制款  
It can be applied to various brand elevators and can be customized.

2801B/2802B/2803B-2



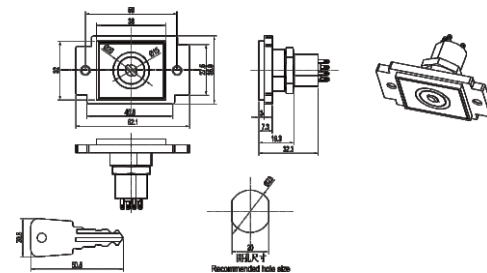
1. ROHS认证。开孔12MM, 2个圆端子脚、2档右转90°  
ROHS certification. hole size: 12 mm. 2 circular terminals. 2 positions and turn right 90°.
2. 现货或生产周期35-45天  
spot goods / production period: 35-45 days.
3. 适合各品牌电梯, 可做定制款  
It can be applied to various brand elevators and can be customized.

JK001-2-001



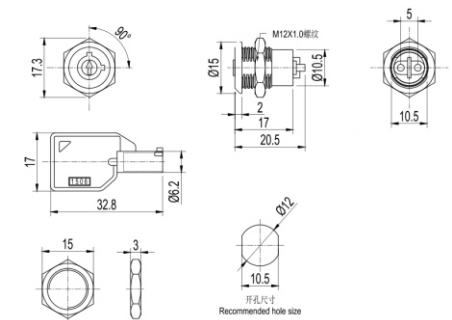
1. 开孔20MM, 2档, 电讯on-on, 钥匙可配2801,2802,2803。  
hole size: 20 mm. 2 positions. electrified form: on-on. matching keys: 2801, 2802, 2803.
2. 现货或生产周期3天。  
spot goods / production period: 3 days.
3. 适合各品牌电梯, 可做定制款。  
It can be applied to various brand elevators and can be customized.

2801B-2圆形套锁(Circular Lock)



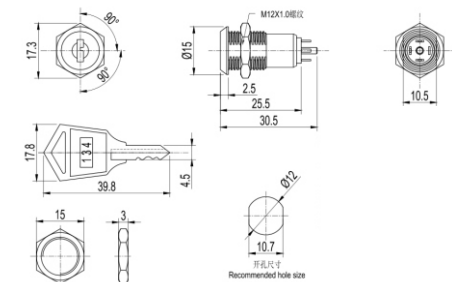
1. 开孔19MM, 2档, 电讯on-on, 钥匙可配2801,2802,2803。  
hole size: 19 mm. 2 positions. electrified form: on-on. matching keys: 2801, 2802, 2803.
2. 现货或生产周期3天。  
spot goods / production period: 3 days.
3. 适合各品牌电梯, 可做定制款  
It can be applied to various brand elevators and can be customized.

2801B-2方形套锁(Square Lock Set)



1. 开孔12MM, 2个圆端子脚, 2档右转90°。  
ROHS certification. hole size: 12 mm. 2 circular terminals. 2 positions and turn right 90°.
2. 现货或生产周期35-45天  
spot goods / production period: 35-45 days.
3. 适合各品牌电梯, 可做定制款  
It can be applied to various brand elevators and can be customized.

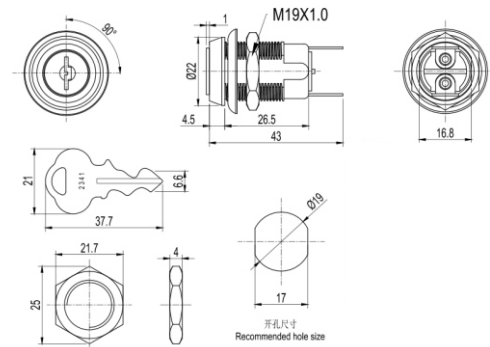
JK006-2-001



1. ROHS认证。开孔12MM, 1个圆端子脚+3个平端子脚、3档右转90°。  
ROHS certification. hole size: 12 mm. 1 circular terminal + 3 flat terminals. 3 positions and turn right 90°.
2. 现货或者生产周期35-45天  
spot goods / production period: 35-45 days.
3. 适合各品牌电梯, 可做定制款  
It can be applied to various brand elevators and can be customized.

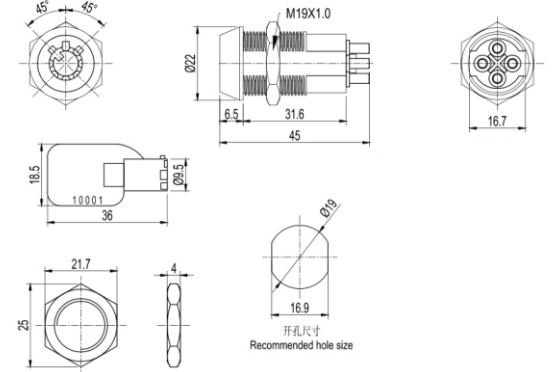

Jk016小三档锁





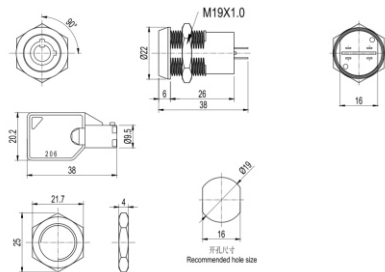

1. ROHS认证。开孔19MM， 锌合金锁， 2个平端子脚镀金、 2档右转90°。  
ROHS certification. hole size: 19 mm. Zinc Alloy Lock. 2 flat terminals with gold-plated. 2 positions and turn right 90°.
2. 现货或者生产周期35-45天  
spot goods / production period: 35-45 days.
3. 适合各品牌电梯，可做定制款  
It can be applied to various brand elevators and can be customized.

JK201-1-001



1. ROHS认证。开孔19MM， 锌合金锁， 4个圆端子脚、 3档左右转45°。  
ROHS certification. hole size: 19 mm. Zinc Alloy Lock. 4 circular terminals. 3 positions and turn left and right 45°.
2. 现货或者生产周期35-45天  
spot goods / production period: 35-45 days
3. 适合各品牌电梯，可做定制款  
It can be applied to various brand elevators and can be customized.

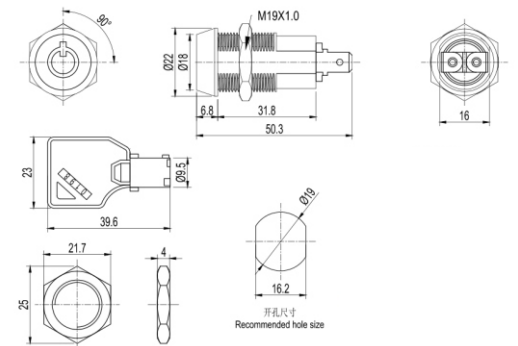
JK209B-3-001



1. 开孔19MM， 锌合金锁、 ， 4个平端子脚， 2档右转90°。  
hole size: 19 mm. Zinc Alloy Lock. 4 flat terminals. 2 positions and turn right 90°.
2. 现货或者生产周期15-25天。  
spot goods / production period: 15-25 days.
3. 适合永大等各品牌电梯，可做定制款  
It can be applied to various elevators (such as YUNG TAY) and can be customized.

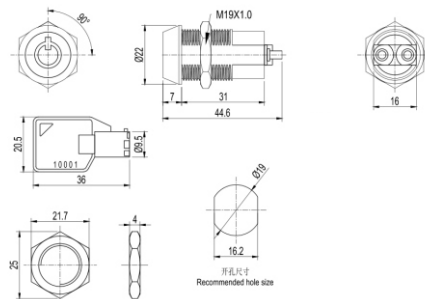
(适用永大基站用锁 )  
(Switch Locks matching up to YUNG TAY)

JK206B-2-001



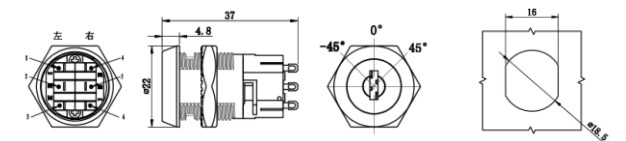
1. 开孔19MM， 锌合金锁、 2档右转90°。  
hole size: 19 mm. Zinc Alloy Lock. 2 positions and turn right 90°.
2. 现货或者生产周期15-25天。  
spot goods / production period: 15-25 days
3. 适合各品牌电梯，可做定制款。  
It can be applied to various brand elevators and can be customized.

JK210-1-002



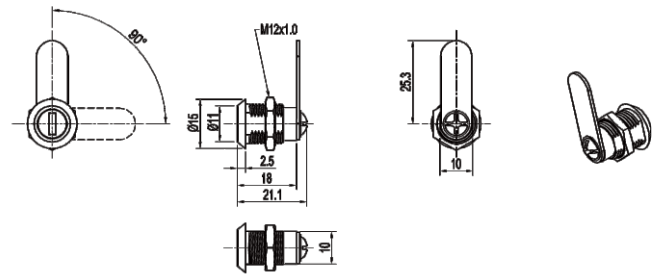
1. ROHS认证。开孔19MM， 锌合金锁， 2个圆端子脚， 2档右转90°。  
ROHS certification. hole size: 19 mm. Zinc Alloy Lock. 2 circular terminals. 2 positions and turn right 90°.
2. 现货或者生产周期35-45天  
spot goods/ production period: 35-45 days
3. 适合各品牌电梯，可做定制款  
It can be applied to various brand elevators and can be customized.

JK208-1-002



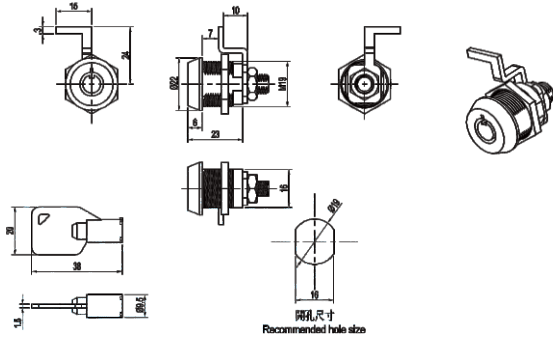

1. 开孔19MM， 3档， 钥匙可配2801。  
hole size: 19 mm. 3 positions. 6 terminals electrified form: on-on. matching keys: 2801.
2. 现货或生产周期3天。  
spot goods / production period: 3 days.
3. 适合各品牌电梯，可做定制款  
It can be applied to various brand elevators and can be customized.

JK2801-3



1.开孔12MM，2档，右转90°，可配多种舌片。  
hole size: 27 mm. 2 positions. turn right 90°. various tongue piece can be matched.  
2. 现货或生产周期15-25天。  
spot goods / production period: 15-25 days.  
3. 适合各品牌电梯，可做定制款。  
It can be applied to various brand elevators and can be customized.

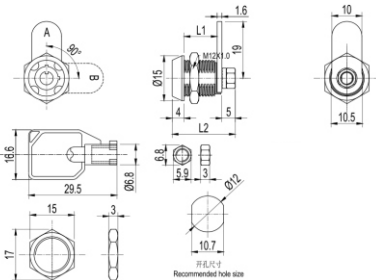
JK301-16-2-001



1.开孔19MM，7珠圆钥匙，2档。  
hole size: 19 mm. 7 beads round key. 2 positions.  
2.现货或生产周期3天。  
spot goods / production period: 3 days  
3. 适合各品牌电梯，可做定制款  
It can be applied to various brand elevators and can be customized.

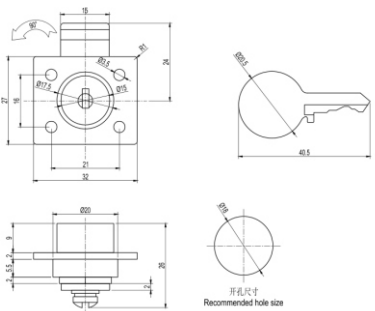
( 适用LG星玛等 )  
( Cam Locks matching up to LG-SIGMA, etc.)

LG-1-001



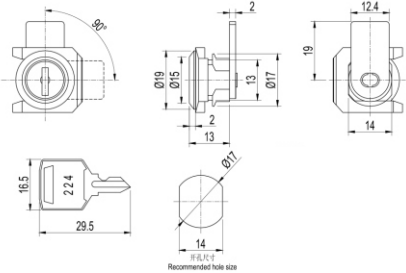
1. 开孔12MM，2档，右转90°。  
hole size: 12 mm. 2 positions. turn right 90°.   
2. 现货或生产周期15-25天。  
spot goods/ production period: 15-25 days  
3. 适合各品牌电梯，可做定制款  
It can be applied to various brand elevators and can be customized.

JK306-2



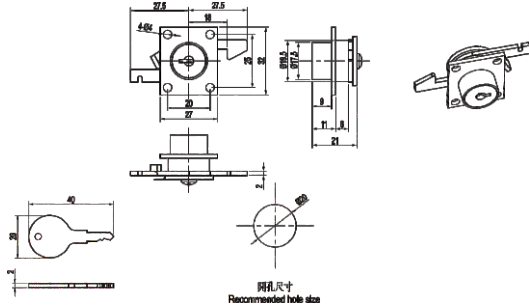
1. 开孔18MM，2档，可配折弯舌片。  
hole size: 18 mm. 2 positions. bent tongue piece can be matched.  
2. 现货或生产周期15-25天。  
spot goods / production period: 15-25 days  
3. 适合各品牌电梯，可做定制款  
It can be applied to various brand elevators and can be customized.

JK900-002



1 开孔16MM，2档，右转90°、附插片，卯死舌片总长25MM。  
hole size: 16 mm. 2 positions. turn right 90°. inserting sheet is attached. fixed tongue piece: 25 mm.  
2. 现货或生产周期15-25天。  
spot goods / production period: 15-25 days  
3. 适合各品牌电梯，可做定制款  
It can be applied to various brand elevators and can be customized.

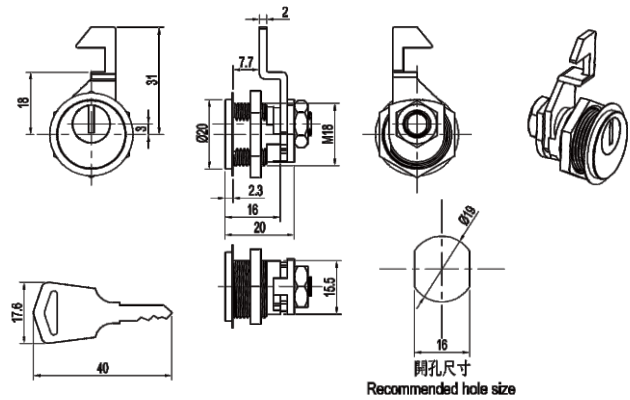
JK362-10.5-2-001



1. 开孔18MM，2档，可附弹簧钩子舌片。  
hole size: 18 mm. 2 positions. spring hook tongue piece can be attached.  
2. 现货或生产周期15-25天。  
spot goods / production period: 15-25 days  
3. 适合各品牌电梯，可做定制款  
It can be applied to various brand elevators and can be customized.

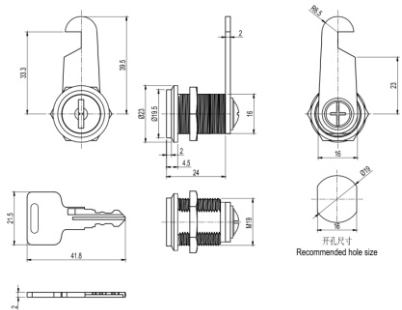
JK900-001#900



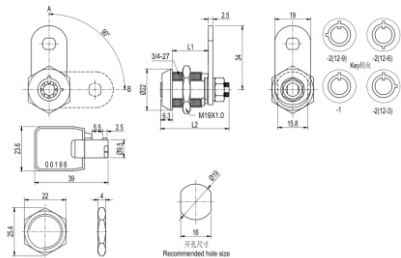


E431-01-001

1. 开孔19MM，右转自复位，2档，可附钩子舌片。  
hole size: 19 mm. turn-right self-reset. 2 positions. hook tongue piece can be attached.
2. 现货或生产周期3天。  
spot goods / production period: 3 days
3. 适合奥的斯等各品牌电梯，可做定制款  
It can be applied to various brand elevators and can be customized.



1. 开孔19MM ，2档， 附带铁片钩子。  
hole size: 19 mm. 2 positions. iron hook is attached.
2. 现货或生产周期15-25天。  
spot goods / production period: 15-25 days
3. 适合各品牌电梯，可做定制款。  
It can be applied to various brand elevators and can be customized.



1. 开孔19MM, 2档, 右转90°、功能长度有17,19,25,28,30MM, 可配多种舌片。  
hole size: 19 mm. 2 positions. turn right 90°. function-length:  
17,19,25,28,30(mm). various tongue piece can be matched.
2. 现货或生产周期15-25天。  
spot goods / production period: 15-25 days
3. 适合各品牌电梯, 可做定制款  
It can be applied to various brand elevators and can be customized.

Technical drawing of a lock cylinder assembly, showing three views: front view (top left), side view (top middle), and key view (bottom left). The drawing includes dimensions in millimeters (mm) and a key dimension in inches (in).

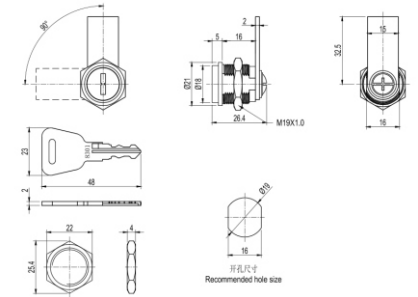
**Front View (Top Left):** Shows the lock cylinder with a hexagonal base. Dimensions include a total height of 32 mm and a base diameter of 16 mm. The keyhole is labeled 'A' and the base is labeled 'B'.

**Side View (Top Middle):** Shows the lock cylinder with a hexagonal base. Dimensions include a total height of 32 mm, a base diameter of 16 mm, and a keyhole diameter of 15.8 mm. The keyhole is labeled 'A' and the base is labeled 'B'. The keyhole is also labeled 'M19\*1.0'.

**Key View (Bottom Left):** Shows the key with a total length of 49 mm and a key width of 16.2 mm. The key is labeled 'A' and the keyhole is labeled 'B'.

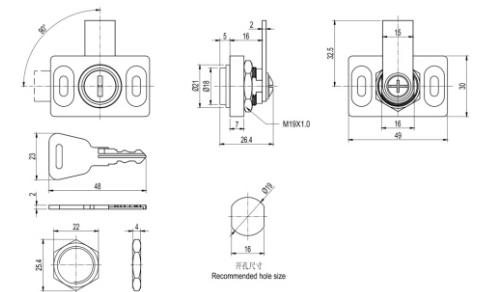
**Keyhole View (Bottom Right):** Shows the keyhole with a diameter of 15.8 mm and a keyhole diameter of 16.2 mm. The keyhole is labeled 'A' and the keyhole is labeled 'B'.

- 1.开孔19MM，2档 可适配多种舌片。  
hole size: 19 mm. 2 positions. various tongue piece can be matched.
- 2.现货或生产周期15-25天。  
spot goods / production period: 15-25 days
3. 适合各品牌电梯，可做定制款  
It can be applied to various brand elevators and can be customized.



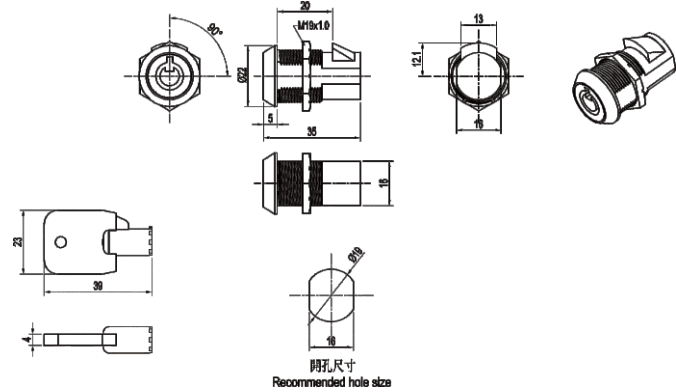
1. 开孔19MM, 2档, 钥匙可定制如#8325, #301, #8301等  
hole size: 19 mm. 2 positions. Key can be customized, such as #8325,  
#301, #8301, etc.
2. 现货或生产周期15-25天。  
spot goods / production period: 15-25 days
3. 适合各品牌电梯, 可做定制款  
It can be applied to various brand elevators and can be customized.

A black door handle with a silver keyhole and a silver key inserted into it. The handle is mounted on a white wall. The key is a standard metal key with a silver finish. The handle has a modern, rectangular design with a silver-colored keyhole. The key is inserted into the keyhole, and the handle is turned slightly. The background is a plain white wall.



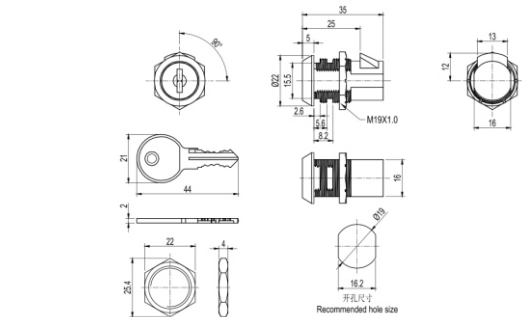
1. 开孔19MM, 2档, 钥匙可定制如#8325, #301, #8301等。  
hole size: 19 mm. 2 positions. Key can be customized, such as #8325,  
#301, #8301, etc.
2. 现货或生产周期3天。  
spot goods / production period: 3 days
3. 适合各品牌电梯, 可做定制款  
It can be applied to various brand elevators and can be customized.

20



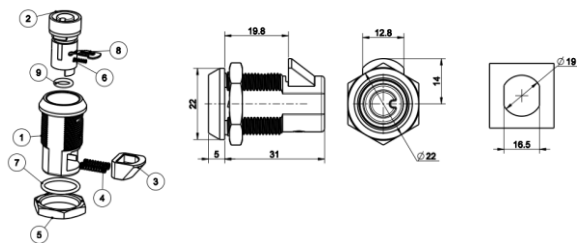
1. 开孔19MM，圆钥匙，伸缩锁，2档，可配铁螺母垫圈。  
hole size: 19 mm. round key. retractable lock. 2 positions. nuts and washers can be matched.
2. 现货或生产周期3天。  
spot goods / production period: 3 days
3. 适合各品牌电梯，可做定制款  
It can be applied to various brand elevators and can be customized.

Jk521



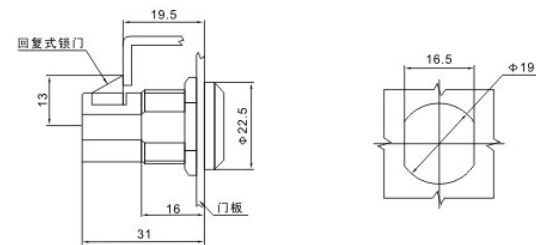
1. 开孔19MM，伸缩锁，2档，钥匙号可定制。  
hole size: 19 mm. retractable lock. 2 positions. Key number can be customized.
2. 现货或生产周期3天。  
spot goods / production period: 3 days
3. 适合各品牌电梯，可做定制款  
It can be applied to various brand elevators and can be customized.

JK522-1



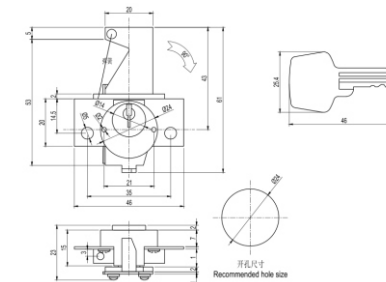
1. 开孔19MM，伸缩锁，2档。  
hole size: 19 mm. retractable lock. 2 positions. Key number can be customized.
2. 现货或生产周期3天。  
spot goods / production period: 3 days
3. 适合各品牌电梯，可做定制款  
It can be applied to various brand elevators and can be customized.

Jk522-4



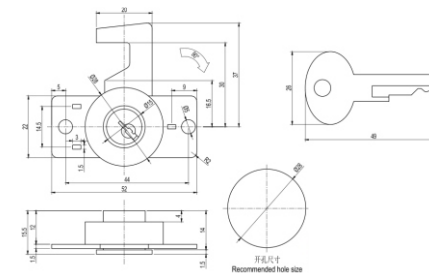
1. 开孔19MM，三角锁芯，伸缩锁，2档，19MM内齿铁垫圈，可配1705三角钥匙。  
hole size: 19 mm. triangle lock core. retractable lock. 2 positions. 19mm inner-gear iron washer. 1705 triangle key can be matched.
2. 现货或生产周期15-25天。  
spot goods / production period: 15-25 days
3. 适合各品牌电梯，可做定制款  
It can be applied to various brand elevators and can be customized.

JK522-3



1. 开孔24MM，右转反弹，2档。  
hole size: 24 mm. turn-right rebound. 2 positions.
2. 现货或生产周期15-25天。  
spot goods / production period: 15-25 days
3. 适合东芝等各品牌电梯，可做定制款。  
It can be applied to various elevators(such as Toshiba) and can be customized.

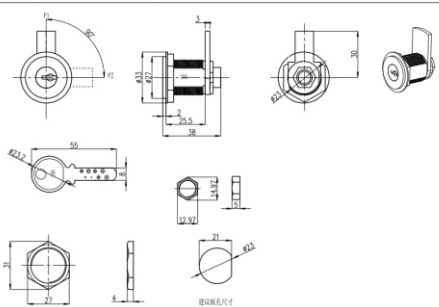
JK406-001



1. 开孔28MM，2档。  
hole size: 24 mm. 2 positions.
2. 现货或生产周期15-25天。  
spot goods / production period: 15-25 days
3. 适合日立等各品牌电梯，可做定制款。  
It can be applied to various elevators(such as Hitachi) and can be customized.

JK408-002

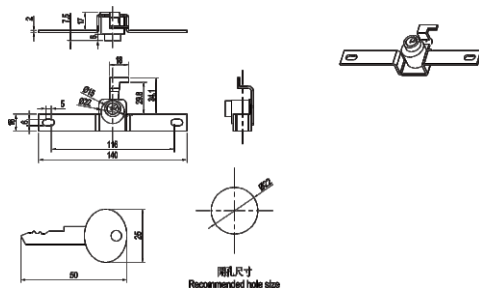




1. 开孔22MM, 全铜卡巴钥匙 2档, hole size: 22 mm. all-copper Kaba key. 2 positions.
2. 现货或生产周期15-25天。 spot goods / production period: 15-25 days.
3. 适合各品牌电梯, 可做定制款。 It can be applied to various brand elevators and can be customized.

(适用迅达等 )  
(Cam Locks matching up to SCHINDLER, etc.)

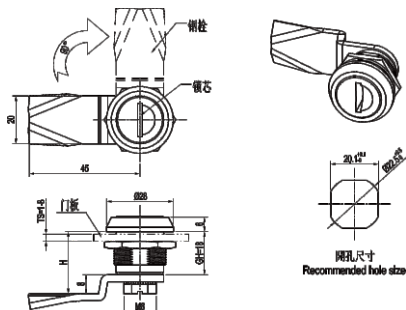
JK628-1#300



1. 开孔22MM , 2档。 舌片可定制 hole size: 19 mm. 2 positions. tongue piece can be customized.
2. 现货或生产周期15-25天。 spot goods / production period: 15-25 days
3. 适合各品牌电梯, 可做定制款。 It can be applied to various brand elevators and can be customized.

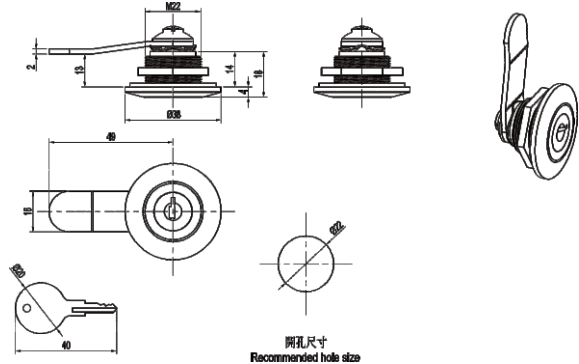
(适用日立等 )  
(Cam Locks matching up to Hitachi, etc.)

JK408-001



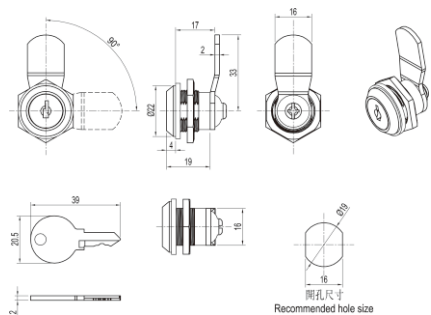
1. 开孔22.5MM, 可配塑胶垫圈六角螺母。 hole size: 22.5 mm. plastic washers hex nuts can be matched.
2. 现货或生产周期15-25天。 spot goods / production period: 15-25 days.
3. 适合各品牌电梯, 可做定制款。 It can be applied to various brand elevators and can be customized.

JK625



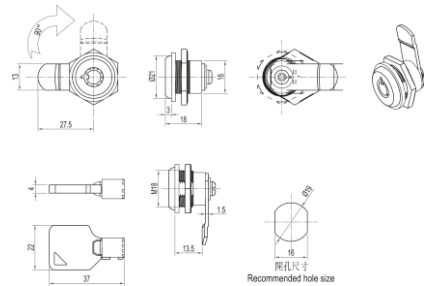
1. 开孔22MM 2档, 可配直舌片55MM。 hole size: 22 mm. 2 positions. 55mm straight tongue piece can be matched.
2. 现货或生产周期15-25天。 spot goods / production period: 15-25 days
3. 适合各品牌电梯, 可做定制款。 It can be applied to various brand elevators and can be customized.

JK401



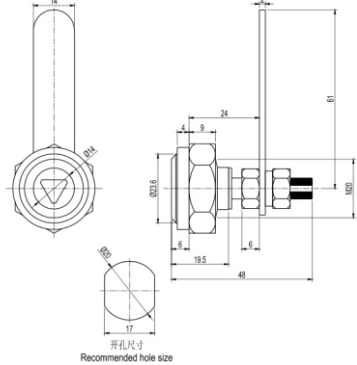
1. 开孔18MM 2档, 可配直舌片41MM。 hole size: 18 mm. 2 positions. 41mm straight tongue piece can be matched.
2. 现货或生产周期15-25天。 spot goods / production period: 15-25 days
3. 适合各品牌电梯, 可做定制款。 It can be applied to various brand elevators and can be customized.

JK402



1. 开孔19MM, 7珠转舌锁, 2档, 单拔, 可配40MM弯舌片, 舌片镀彩锌。 hole size: 18 mm. 7 beads Cam Lock. 2 positions. single pull-out. 40mm bent tongue piece with color zinc-plated.
2. 现货或生产周期15-25天。 spot goods / production period: 15-25 days
3. 适合各品牌电梯, 可做定制款。 It can be applied to various brand elevators and can be customized.

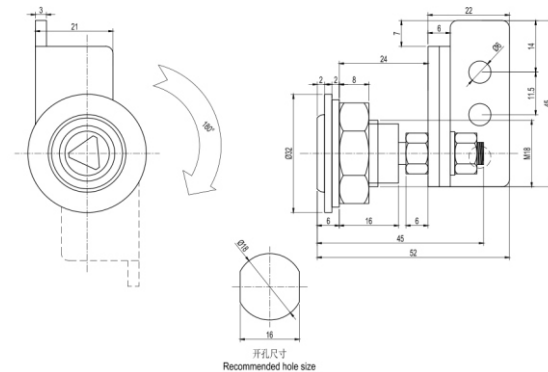
JK403-1-001



1. 开孔19.5MM, 可附铁螺母厚9MM, 可配胶垫圈, 直舌片70MM  
hole size: 19.5 mm. 9 mm thickness iron nut is attached. robber washer can be matched. straight tongue piece: 70 mm.
2. 现货或生产周期15-25天。  
spot goods / production period: 15-25 days
3. 适合各品牌电梯, 可做定制款。  
It can be applied to various brand elevators and can be customized.

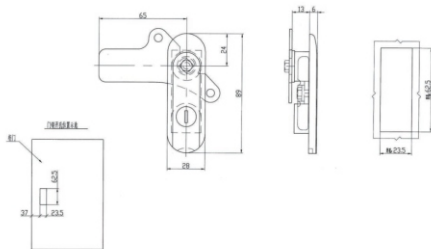
( 适用蒂森等 )  
(Triangle Locks matching up to Thyssen, etc.)

JK431-GR



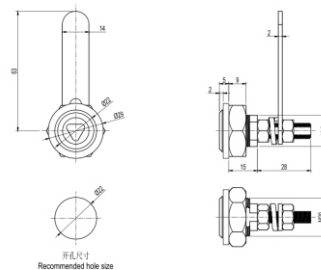
1. 开孔18MM, 右转。  
hole size: 18 mm. turn right.
2. 现货或生产周期15-25天。  
spot goods / production period: 15-25 days
3. 适合各品牌电梯, 可做定制款。  
It can be applied to various brand elevators and can be customized.

Jk433



1. 平面锁, 附舌片。  
plane lock. tongue piece can be attached.
2. 现货或生产周期15-25天。  
spot goods / production period: 15-25 days
3. 适合各品牌电梯, 可做定制款。  
It can be applied to various brand elevators and can be customized.

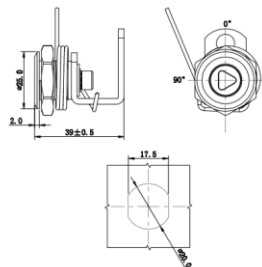
JK412-2#H200



1. 直铁板长110MM  
110 mm straight iron plate.
2. 现货或生产周期15-25天。  
spot goods / production period: 15-25 days
3. 适合各品牌电梯, 可做定制款。  
It can be applied to various brand elevators and can be customized.

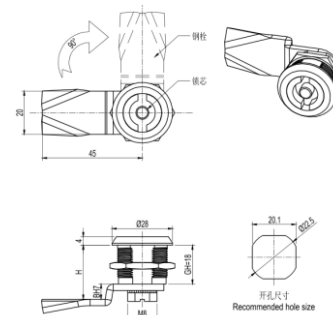
(适用广日等 )  
(Triangle Locks matching up to GVF-R, etc.)

JK433-110-004



1. 开孔20MM, 可选左右转, 镀蓝白锌, 可供盐雾测试等报告。  
hole size: 20 mm. turn left and turn right are optional. blue-white zinc-plated. It is available for reports, such as Salt Spray Test.
2. 现货或生产周期15-25天。  
spot goods/ production period: 15-25 days
3. 适合各品牌电梯, 可做定制款。  
It can be applied to various brand elevators and can be customized.

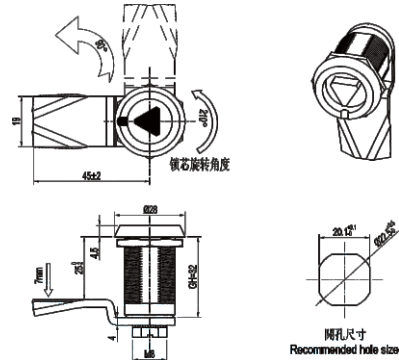
JK436



1. 开孔22.5MM. 三角8MM。  
hole size: 22.5 mm. Triangular 8 mm.
2. 现货或生产周期15-25天。  
spot goods/ production period: 15-25 days
3. 适合各品牌电梯, 可做定制款。  
It can be applied to various brand elevators and can be customized.

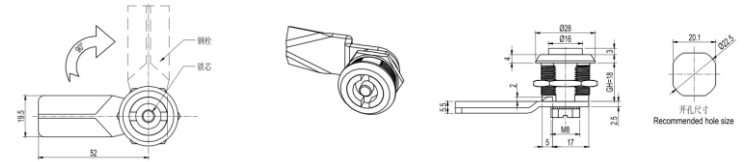
Jk600





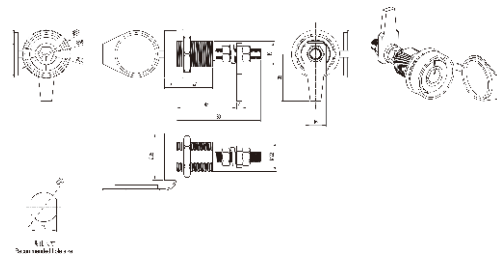
1. 开孔22.5MM, 三角8mm锁芯, 可配1007拉攀, 垫圈, 带齿六角螺母。  
hole size: 22.5 mm. Triangular 8 mm. 1007 pull tab and washer can be matched. hex nuts with gear.
2. 现货或生产周期15-25天。  
spot goods/ production period: 15-25 days
3. 适合各品牌电梯, 可做定制款。  
It can be applied to various brand elevators and can be customized.

Jk619



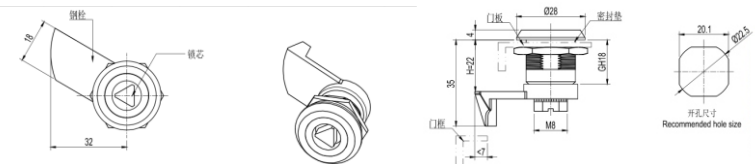
1. 开孔22.5MM。  
hole size: 22.5 mm.
2. 现货或生产周期15-25天。  
spot goods/ production period: 15-25 days
3. 适合各品牌电梯, 可做定制款。  
It can be applied to various brand elevators and can be customized.

JK603-H3Q-L-001



1. 开孔25MM, 六角锁芯, 把手旋转90°实现开启与封闭, 可配1006防尘盖, 内齿垫圈, 六角螺母 配多种舌片。  
hole size: 22.5 mm. Hexagonal. 90° handle rotation can open and close the lock. 1006 dust cover, inner gear washer, hex nuts and various tongue piece can be matched.
2. 现货或生产周期15-25天。  
spot goods/ production period: 15-25 days
3. 适合各品牌电梯, 可做定制款。  
It can be applied to various brand elevators and can be customized.

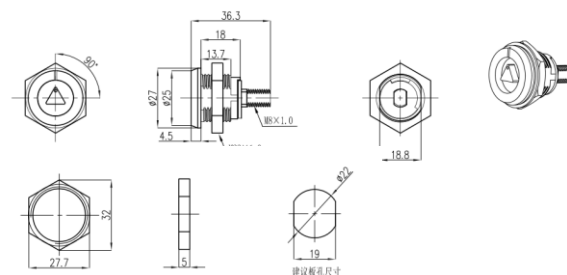
Jk626



1. 开孔22.5MM, 三角8mm锁芯(右转90°反弹) 可配塑胶垫圈, 铁六角螺母, 可定制舌片。  
hole size: 22.5 mm. Triangular 8 mm (turn right 90° rebound). plastic washers and iron hex nuts can be matched. tongue piece can be customized.
2. 现货或生产周期15-25天。  
spot goods/ production period: 15-25 days
3. 适合各品牌电梯, 可做定制款。  
It can be applied to various brand elevators and can be customized.

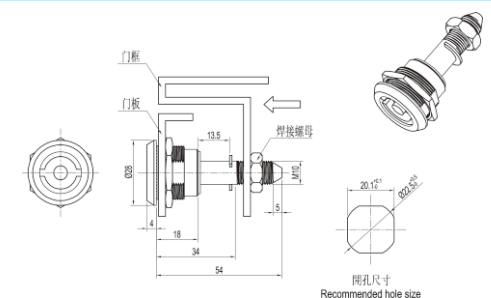

(适用迅达等 )  
(Triangle Locks matching up to SCHINDLER, etc.)

Jk609



1. 开孔22MM, 三角8mm锁芯镀珍珠铬, 可配内齿垫圈, 螺母。  
hole size: 22.5 mm. Triangular 8 mm with pearl chrome-plated. inner-gear washer and nut can be matched.
2. 现货或生产周期15-25天。  
spot goods/ production period: 15-25 days
3. 适合各品牌电梯, 可做定制款。  
It can be applied to various brand elevators and can be customized.

JK629(专利产品 )



1. 开孔22.5MM, 翼型4mm铁锁芯, 可配塑胶垫圈, 锌合金六角螺母, 内齿垫圈。  
hole size: 22.5 mm. 4 mm airfoil iron lock core. plastic washers, zinc alloy hex nuts and inner-gear washer can be matched.
2. 现货或生产周期15-25天。  
spot goods/ production period: 15-25 days
3. 适合各品牌电梯, 可做定制款。  
It can be applied to various brand elevators and can be customized.

Jk612



- 1. 三角锁，左转，附弹簧。  
Triangle Lock. turn left. spring is attached.
- 2. 现货或生产周期15-25天。  
spot goods / production period: 15-25 days
- 3. 适合通力等各品牌电梯，可做定制款。  
It can be applied to various elevators(such as KONE) and can be customized.

Jk430



- 1. 开孔18MM, 自复位，可附弹簧  
hole size: 18 mm. self-reset. spring can be attached.
- 2. 现货或生产周期15-25天。  
spot goods/ production period: 15-25 days
- 3. 适合各品牌电梯，可做定制款。  
It can be applied to various brand elevators and can be customized.

Jk435



- 1. 开孔22MM .  
hole size: 22 mm.
- 2. 现货或生产周期15-25天。  
spot goods / production period: 15-25 days
- 3. 适合迅达等各品牌电梯，可做定制款。  
It can be applied to various elevators(such as SCHINDLER) and can be customized.

( 适用迅达等 )  
(Triangle Locks matching up to SCHINDLER, etc.)  
JK432-XD



- 1. 开孔19MM，镀亮铬  
hole size: 19 mm. chrome plated.
- 2. 现货或生产周期15-25天。  
spot goods/ production period: 15-25 days
- 3. 适合各品牌电梯，可做定制款。  
It can be applied to various brand elevators and can be customized.

JK437-KS







专业人三角钥匙



单孔三角钥匙



不锈钢铁片




2801方形底座




两孔三角钥匙



锌合金三角钥匙



2803圆形底座



22mm急停开关



一字翼型钥匙



通力三角钥匙



底坑检修盒



1206线缆盒

## 合作(cooperation) 开发(development)



寻求合作，互生共赢  
(Seek cooperation and win together)



传承工匠精神，专注电梯锁具  
(inheriting craftsman's spirit,  
concentrating on elevator lock)



捷开愿同电梯厂商量身定制属于您的产品  
(JieKai is ready to work with elevator manufacturer to  
tailor-made your product)

用捷开的专业（锁具研发，制造），满足电梯厂家的需求  
We will meet the demands of elevator manufacturer with JieKai's  
professional services(R&D and manufacturing of lockset)



## 我们的合作伙伴与未来合作伙伴 Our business partner now and in the future



2018，合作，开发，捷开准备好了，您准备好了吗？  
Cooperating and developing in 2018, JieKai is ready, are you ready?