



Vertical Garden



Email: info@miilkiiagrow.com
Tel/WhatsApp: +86 15968966470
Website: <https://www.miilkiiagrow.com>

Product Pictures	Model	Material	Size (mm)	pcs/square meter	water storage capacity (ml)	Color	Remark	pcs/CTN	CTN Size
	ASM-p1	Plastic	164*188	36	300	Green	These two models can be mixed and matched, can be used for indoor/outdoor	36	62*51*41cm
	ASM-p2	Plastic	495*145*188	12 (36 holes)	900	Green/Black		12	65*51*37cm
	ASM-p3 (corner)	Plastic	164*175*188	36	300	Green	Used for wall corner, can be combined with ASM-p1 and ASM-p2	36	62*51*48cm
	ASM-p4	Plastic	325*165*140	18	400	Dark green / Light green / White	For outdoor/landscape use	30	57*35*34cm
	ASM-p5	Plastic	330*149*179	18	350	Green	Outdoor constuction, minicipal landscape greening	30	61*33*35cm
	ASM-p6	Plastic	240*140*140	28 (56 holes)	250	Dark green / Light green / White	Mainly for indoor use; The structure has soil and water seperation	30	55*43*25

Pot Measurement

ASM-P2, 12pcs/m², 36 pots



Front



Back



Side

Model Number: ASM-P2 (3pots)

Size: L495*W145*H188mm

Weight: Around 690g

Color: Green

pcs/m²: 12pcs

Material: PP + Anti-UV

Lifetime: Outdoor over 10 years

Weight/m²: Around 82KG/m² (including plants, excluding steel structure)

Working Principle

This model is used for indoor or outdoor


Profile
Diagram



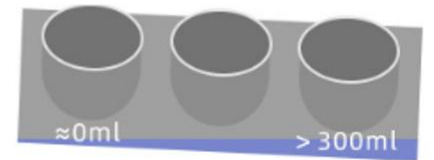
Note: non-woven cloth is included in one set



When tilted (our product)



When tilted (other products)



The inner pot is securely attached

01

Windproof clasp design

The inner pot and outer are fixed with a clasp to prevent the typhoon from blowing down




Press to take out

The planting box without auxiliary structure can be assembled into a whole, Soil wall less than 3 meters can be free of steel structure. Saturated wet weight/square meter is 83KG/m² (excluding steel structure).

02

Stackable installation design

The pots can be connected into small area modules



65KG Male Adult

Large capacity, breathable and convenient drainage

03 Large Capacity

3.5kg bags of seedlings



04

Convenient Drainage

Pot bottom with three drainage holes, can be connected to PVC pipe fitting



05

Breathable Hole Design

There are a large number of holes on both sides, which help the plant roots to breathe and excrete



Can be matched with ASM-P1 (1pot) and ASM-P3 (corner)


ASM-P1 (1pot) Size:



ASM-P3 (Corner) Size:

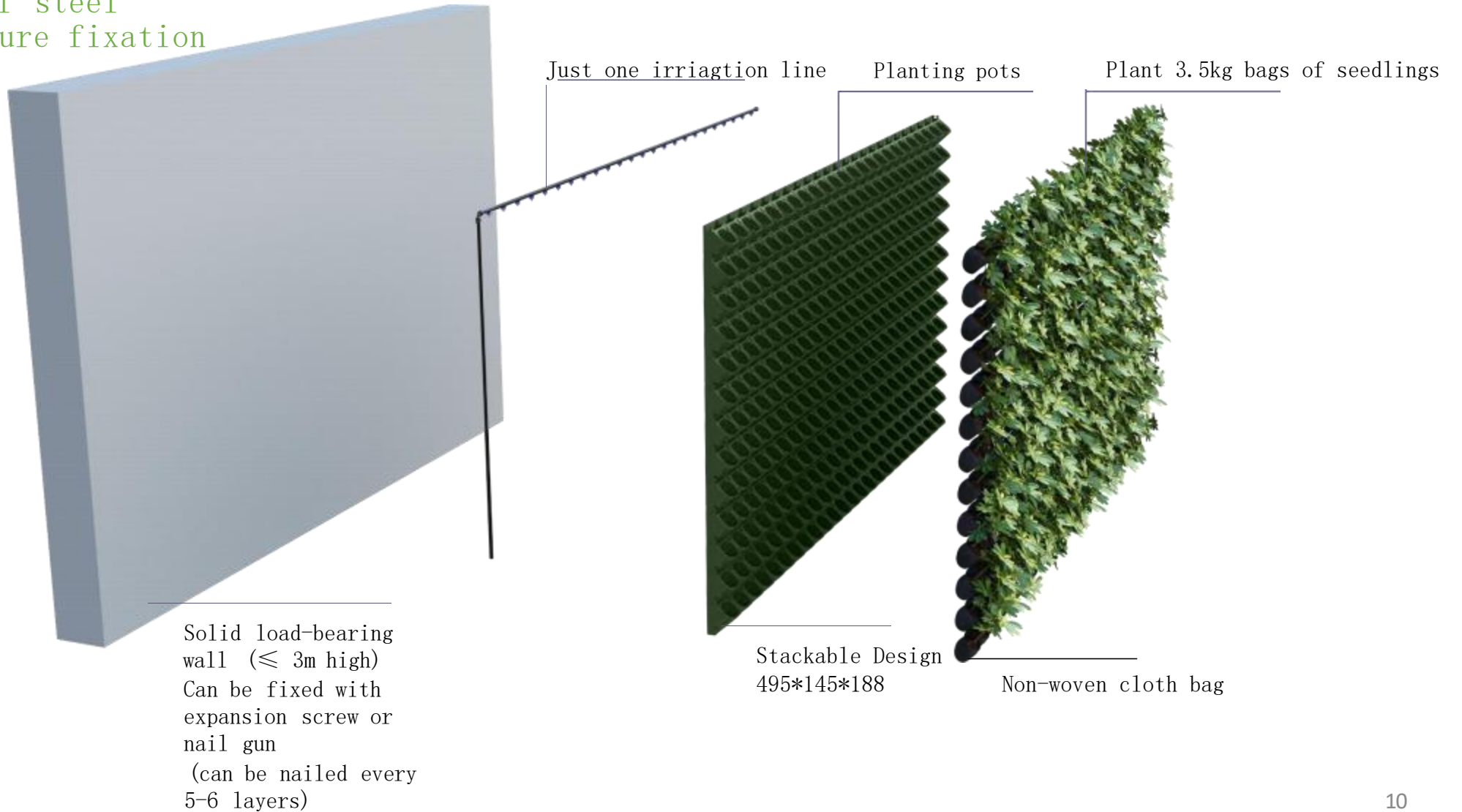


Solve the problem of abnormal plant wall and corner exposure



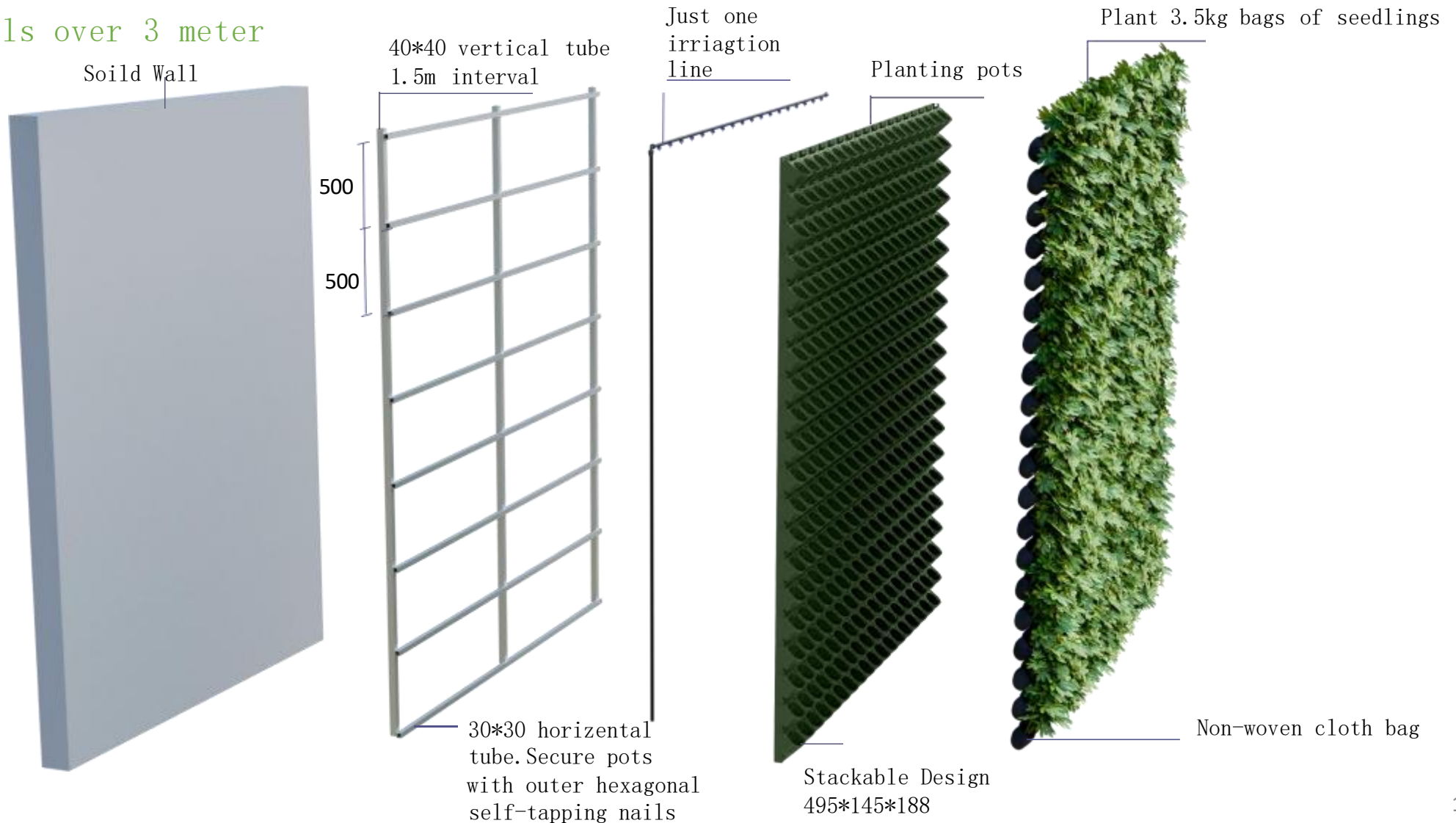
Regular Wall Structure Diagram

Free of steel
structure fixation



High Altitude Wall Structure Diagram

Recommend use steel structure for walls over 3 meter



Transplanting



(1) Put the non-woven cloth on the planting cup to increase the water absorption area.

(2) Put the seedling bag into the planting cup, at this time the non-woven cloth at the bottom.

(3) Then fill the space with nutrient soil.

(4) Put the planting cup into the basin and fasten it tightly.



Irrigation System

Only need 1 irrigation line at the top

IRRIGATION SYSTEM(THREE WAYS)



HAND WATER / MANUAL CARE



DRAINAGE WITH PVC TUBES



FULLY AUTOMATED

Accessories



16mm PE Tube



Drippers
8L/H



Auto
Watering
Timer



Plug



Conrer
Connector



Filter

New Drainage Option

ASM-P2 DRAINAGE SYSTEM ACCESSORIES



5017 water basin



Rubber stopper

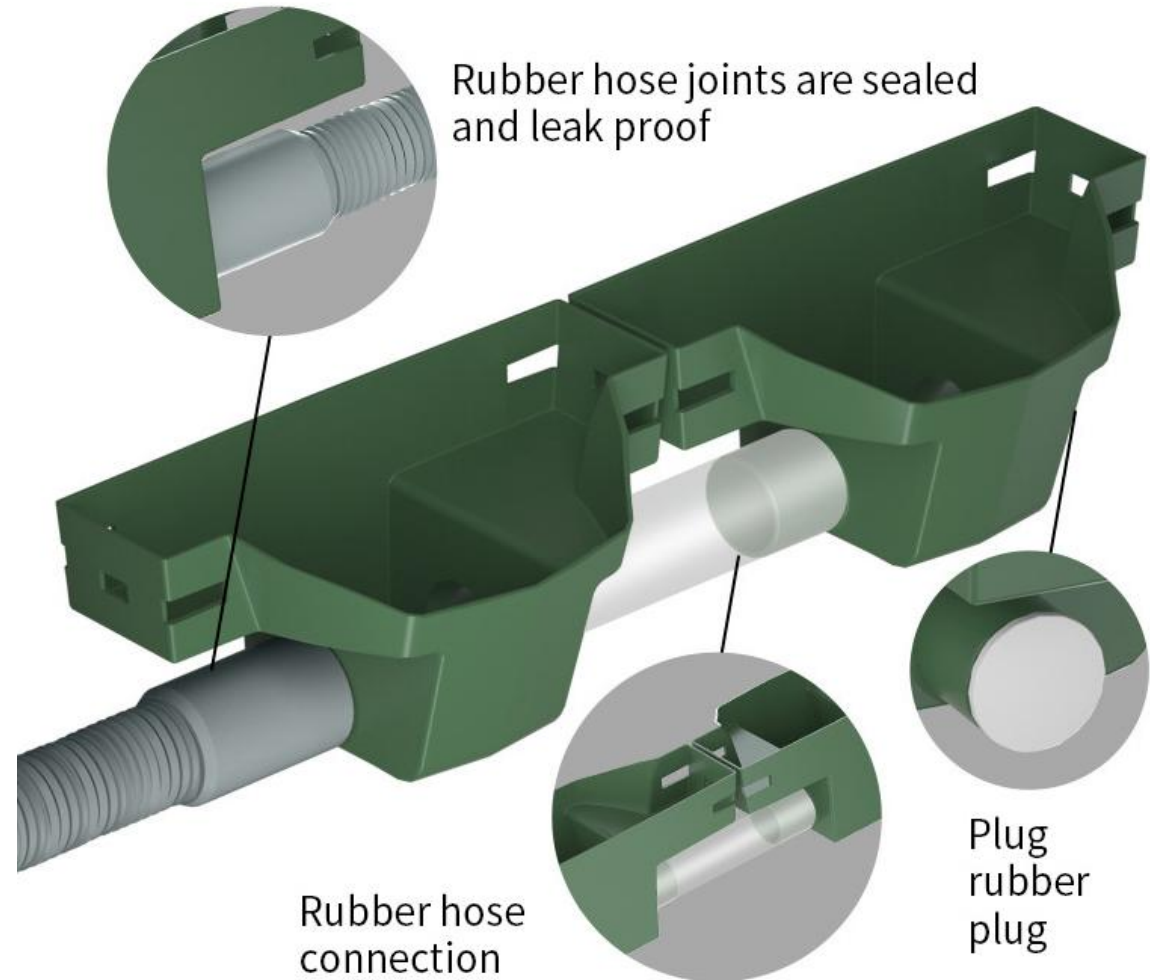
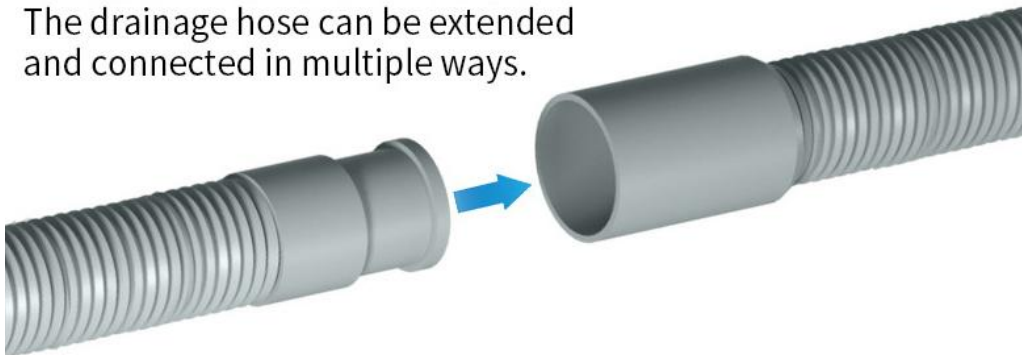


Hose



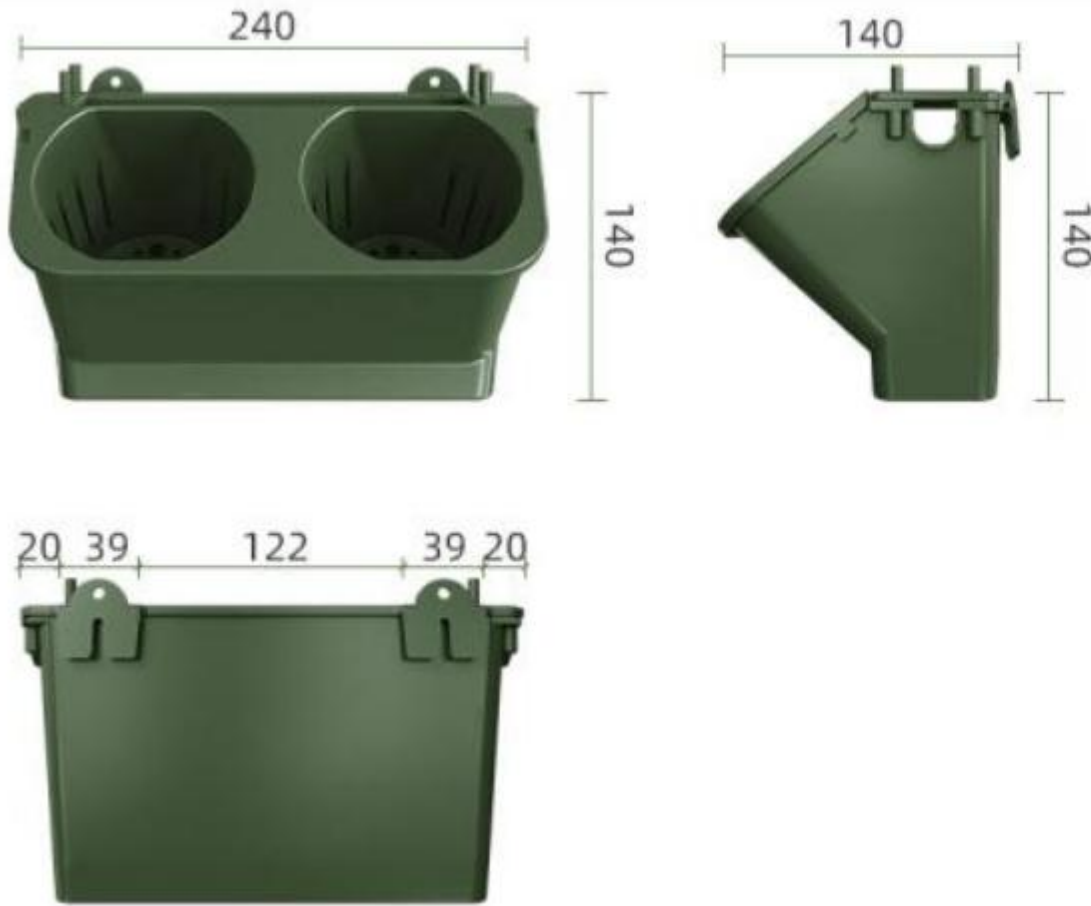
Drain hose

The drainage hose can be extended and connected in multiple ways.



Pot Measurement

ASM-P6, 28pcs/m², 56 pots



One Set: Pot*1, Planting Cup*1, Connector*2, Rope*2



Model Number: ASM-P6 (2pot)

Size: L240*W140*H140MM

Weight: Around 245g

Color: Dark Green/Light Green/White

pcs/m²: 28pcs

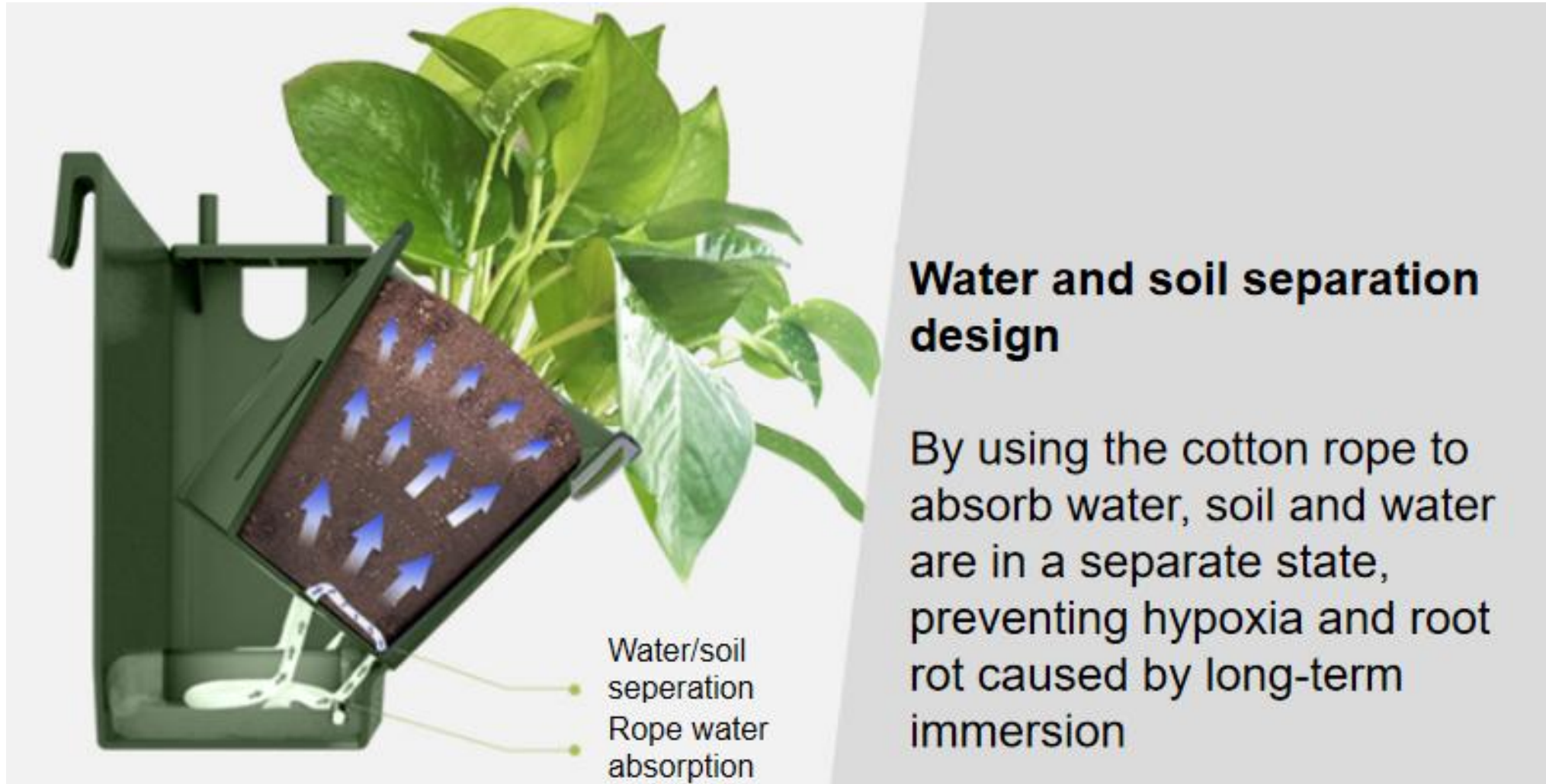
Material: PP

Weight/m²: Around 31KG/m² (including plants, excluding steel structure)

Feature: Sun and corrosion resistance. No waterproof needed for the wall. Water and soil separation design, Plant can be breathable and survival rate is high, convenient drainage

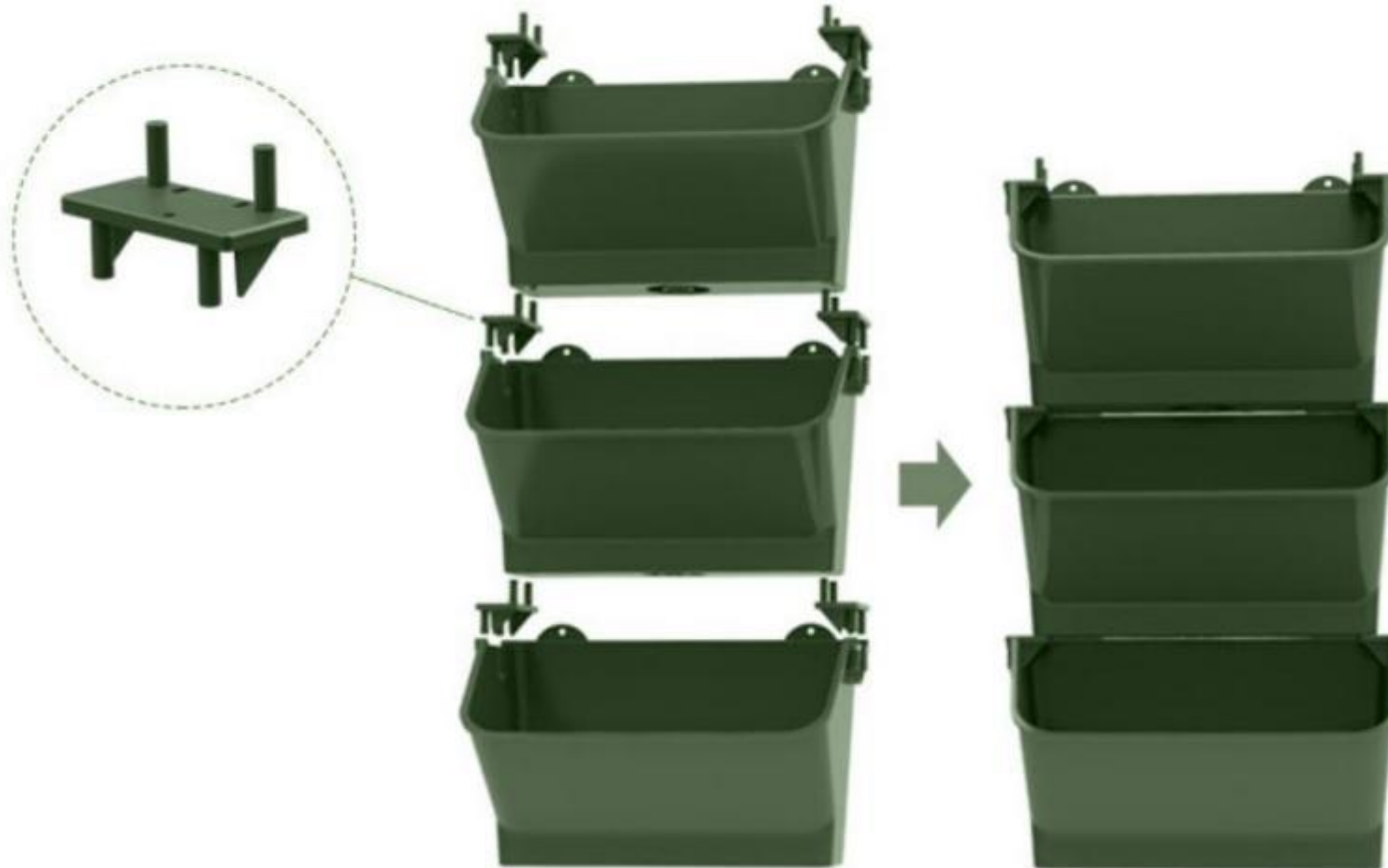
Working principle

Indoor flowerpots choose the design with water and soil separation



Installation Instructions

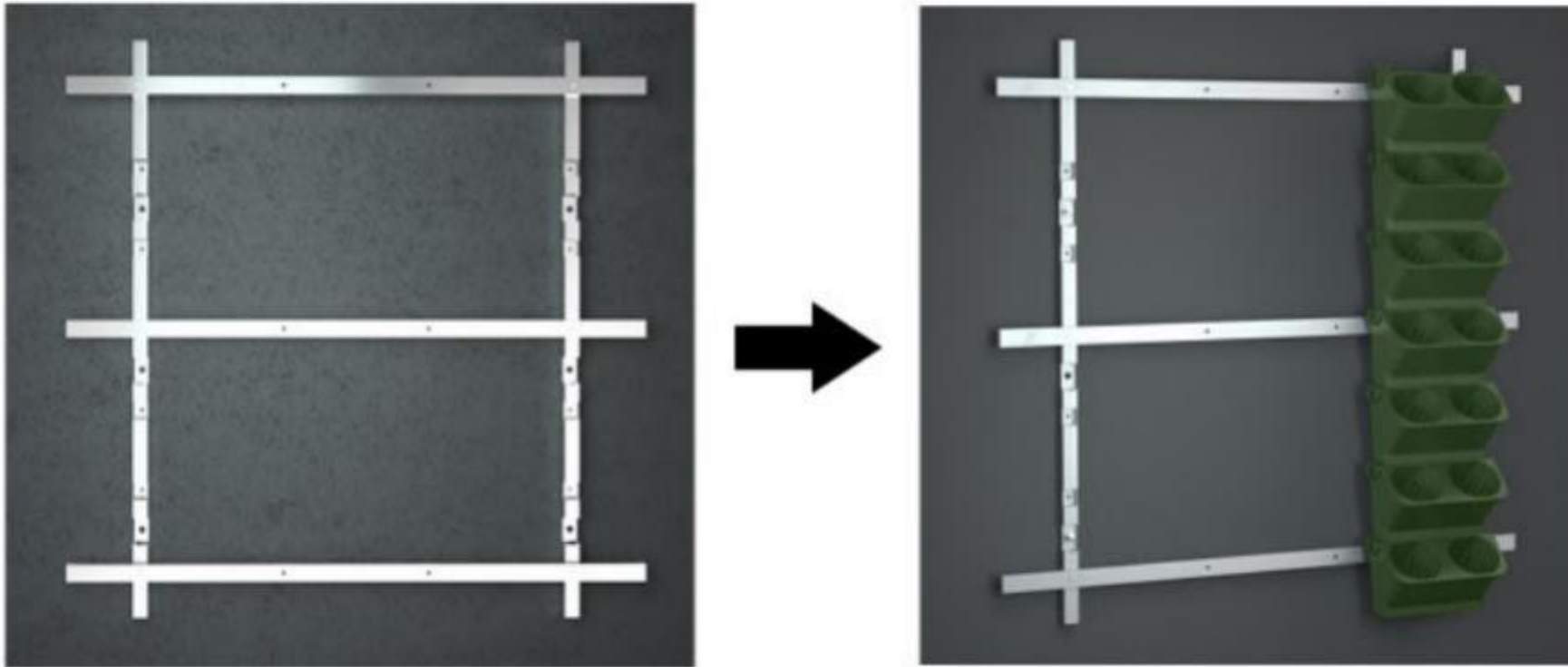
1. Can use the connectors to stack



Installation Instructions

2. Multiple Installation Options

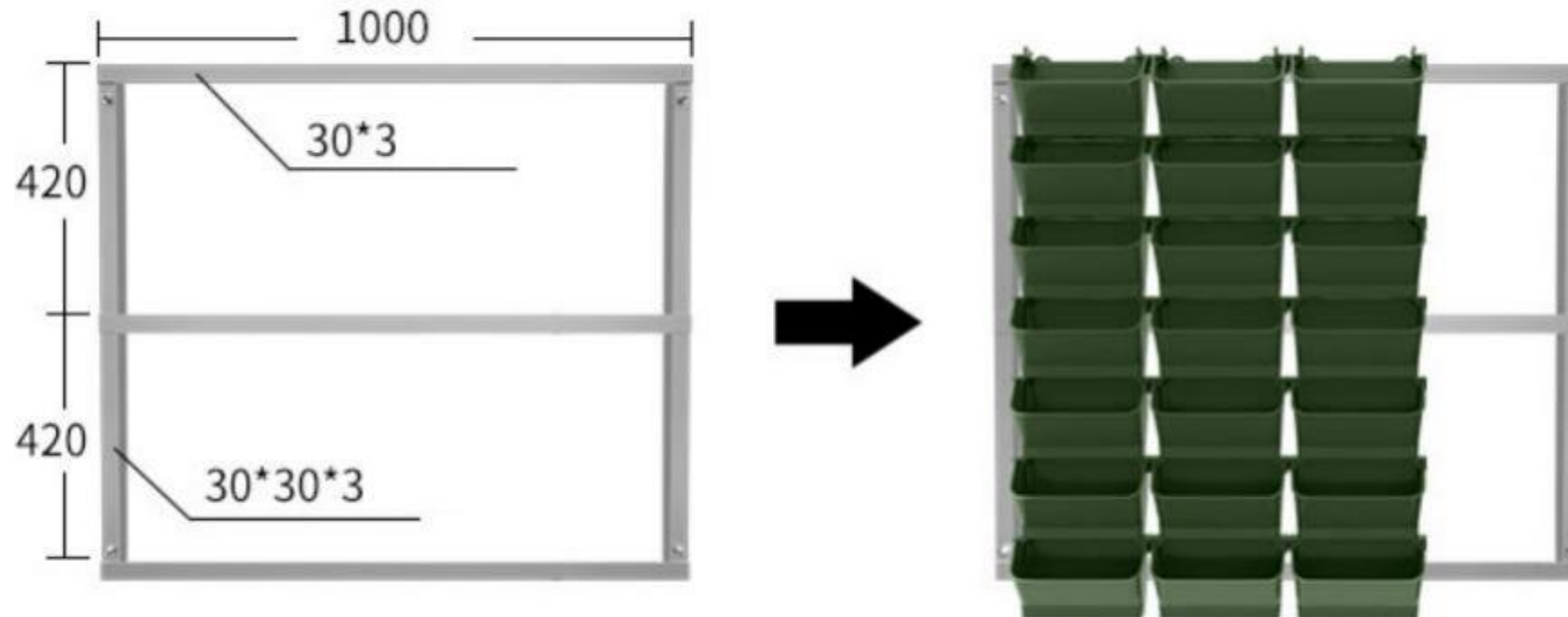
(1) Custom aluminum frame, and install the frame with expansion screws



Installation Instructions

2. Multiple Installation Options

(2) Over-sized wall or wall at high altitude, need steel structure



Installation Instructions

2. Multiple Installation Options



(3) Other wall materials that are easy to nail (such as wood, iron, PVC board) can be directly fixed



Installation Instructions

2. Multiple Installation Options

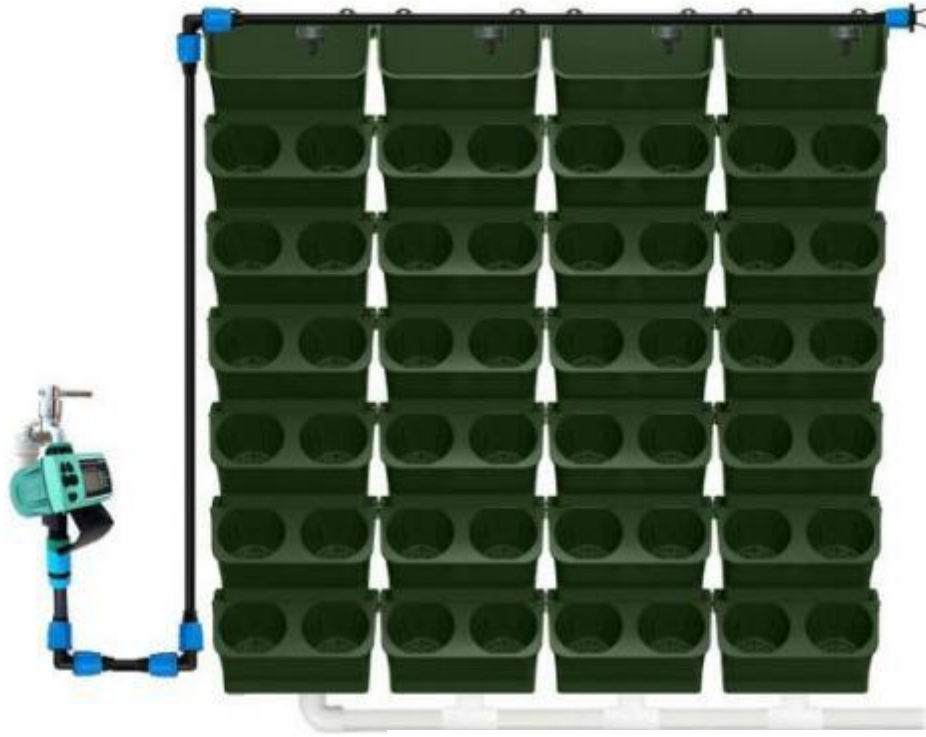
(4) Can also be fixed with iron mesh auxiliary, but still recommended aluminum frame to save labor



Installation Instructions

3. Irrigation System (two options)

(1): When there is water supply and drainage



Drainage with PVC tubes

Accessories



16mm PE Tube



Drippers
8L/H



Auto
Watering
Timer



Plug



Corner
Connector



Filter

Installation Instructions

3. Irrigation System (two options)

(2): When there is NO water supply and drainage



Accessories



16mm PE Tube



Drippers
8L/H



Auto
Watering
Timer



Plug




Conner
Connector



Filter

New Drainage Option



USE A HOSE TO DRAIN THE BOTTOM

Easy to install, just press lightly to secure



Pot Measurement

ASM-P5, 18pcs/m², 18 pots



Model Number: ASM-P5

Size: L330*W140*H185mm

Weight: Around 293g

Color: Green

pcs/m²: 18pcs


Material: PP

Lifetime: Outdoor over 10 years

Weight/m²: Around 70KG/m² (including plants, excluding steel structure)

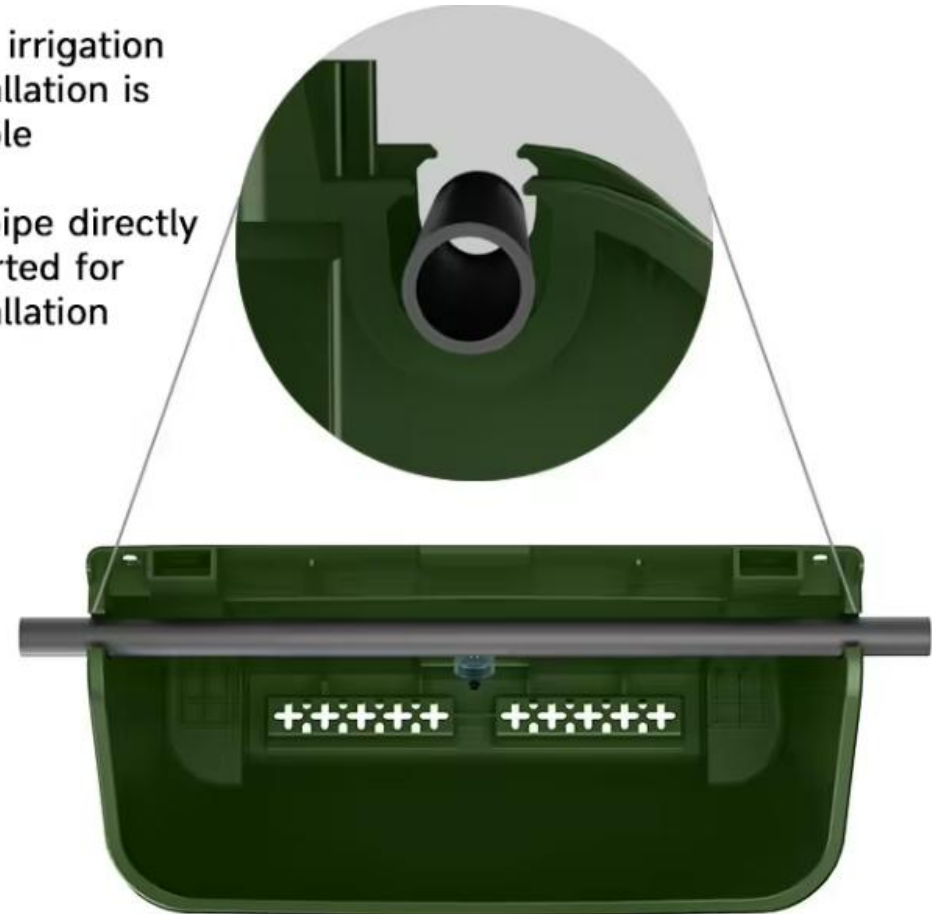
Irrigation

Only one pipe needs to be arranged at the top of the plant wall below 5 meters



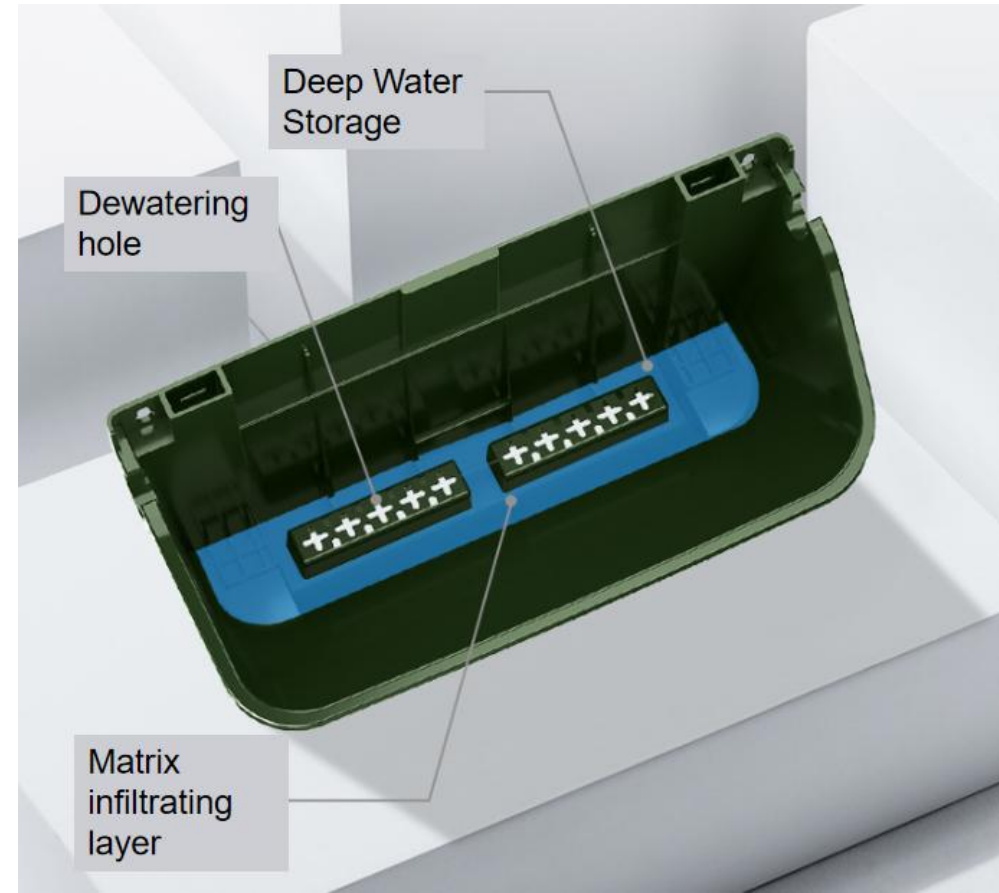
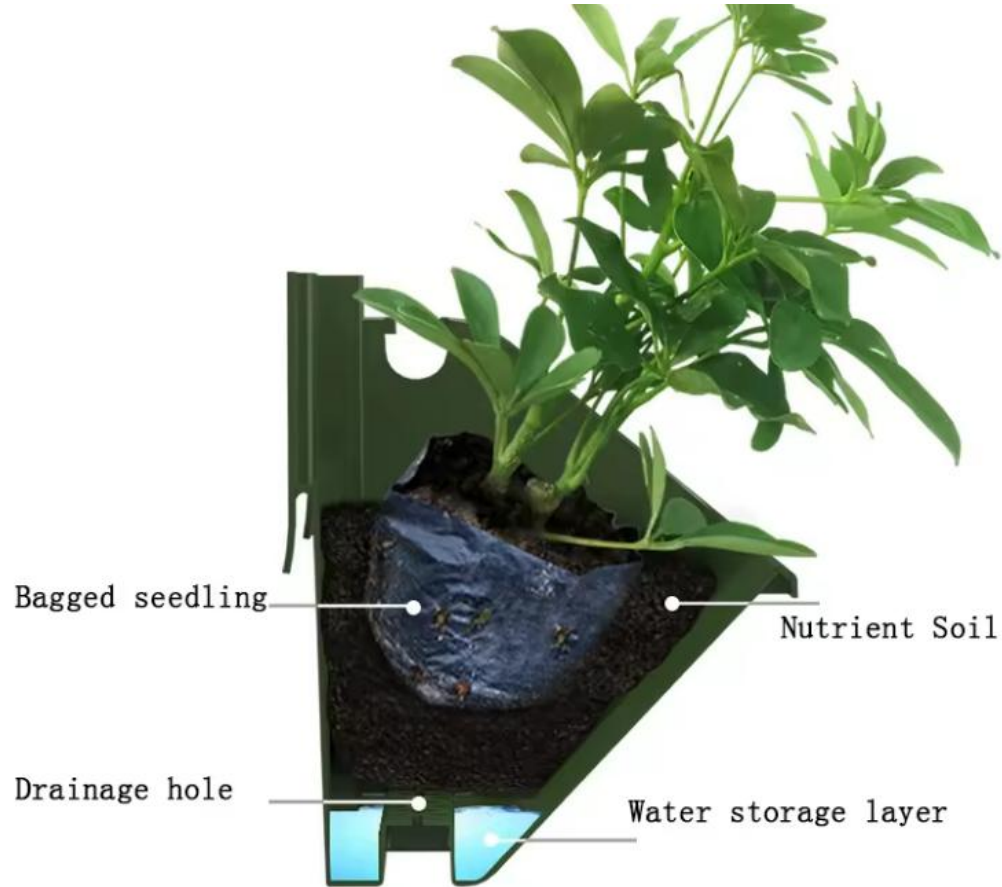
Drip irrigation installation is simple

PE pipe directly inserted for installation



Working Principle

- It provides a breathable space for plants to grow, and can also drain and avoid floods
- Large capacity water storage, deepen water storage design, good outdoor water retention effect



Note: Seedling bags are not included

Installation Instructions

Method 1: The scenario of directly fixing with self tapping screws is as follows



Fender



aluminum plastic board



woodworking board



Can be fixed with screws every 3 layers

Installation Instructions

Method 2: The scene of making a steel structure hanging flower pot is as follows



No barrier enclosure



high altitude greening

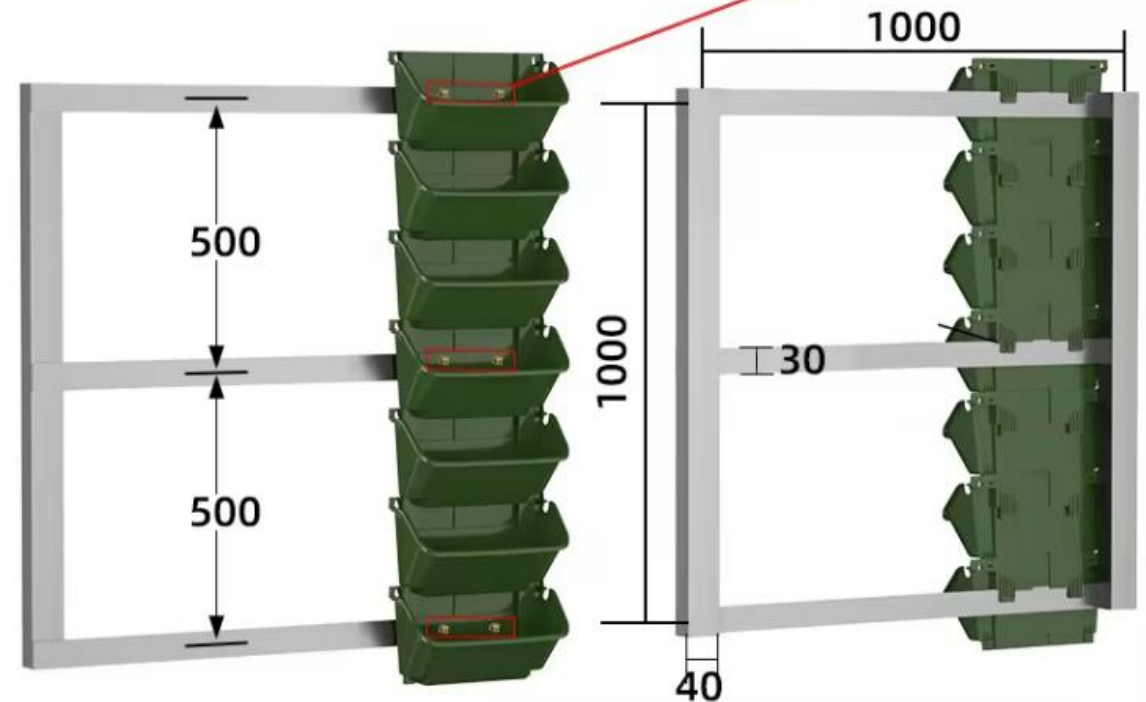
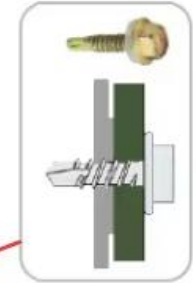


slope

Below 3 meters

It needs to be fixed with self tapping screws

Fix the screws to the flat iron



Steel structures can be hung every three floors

Installation Instructions

Method 3:

Fix concrete walls below 5 meters with nail guns



Fire nail



Can be fixed with screws every 3 layers

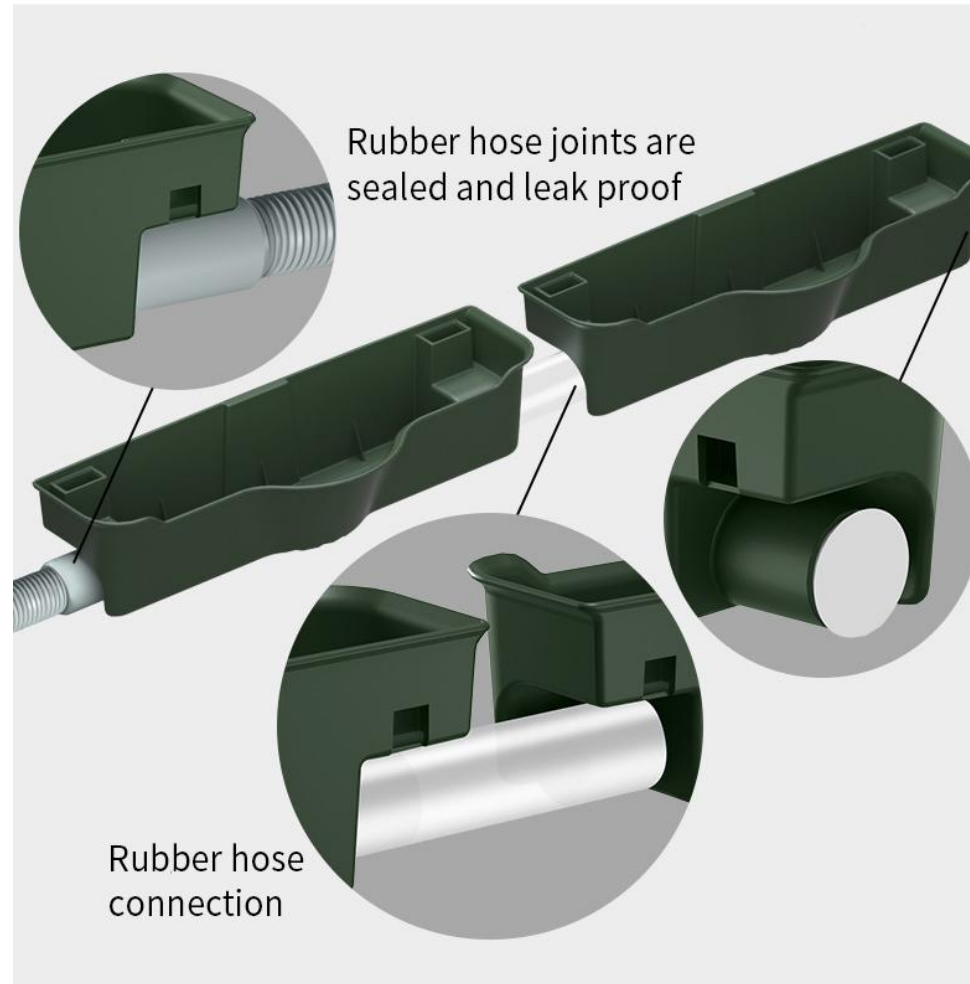

New Drainage Option

There are two large-diameter water outlets with an inner diameter of 25mm on both sides of the water basin

Can handle high flow of water without clogging

Plug
rubber
plug


25mm



New Drainage Option


Alternative sink

Customized sink has high cost, complex installation, and low efficiency

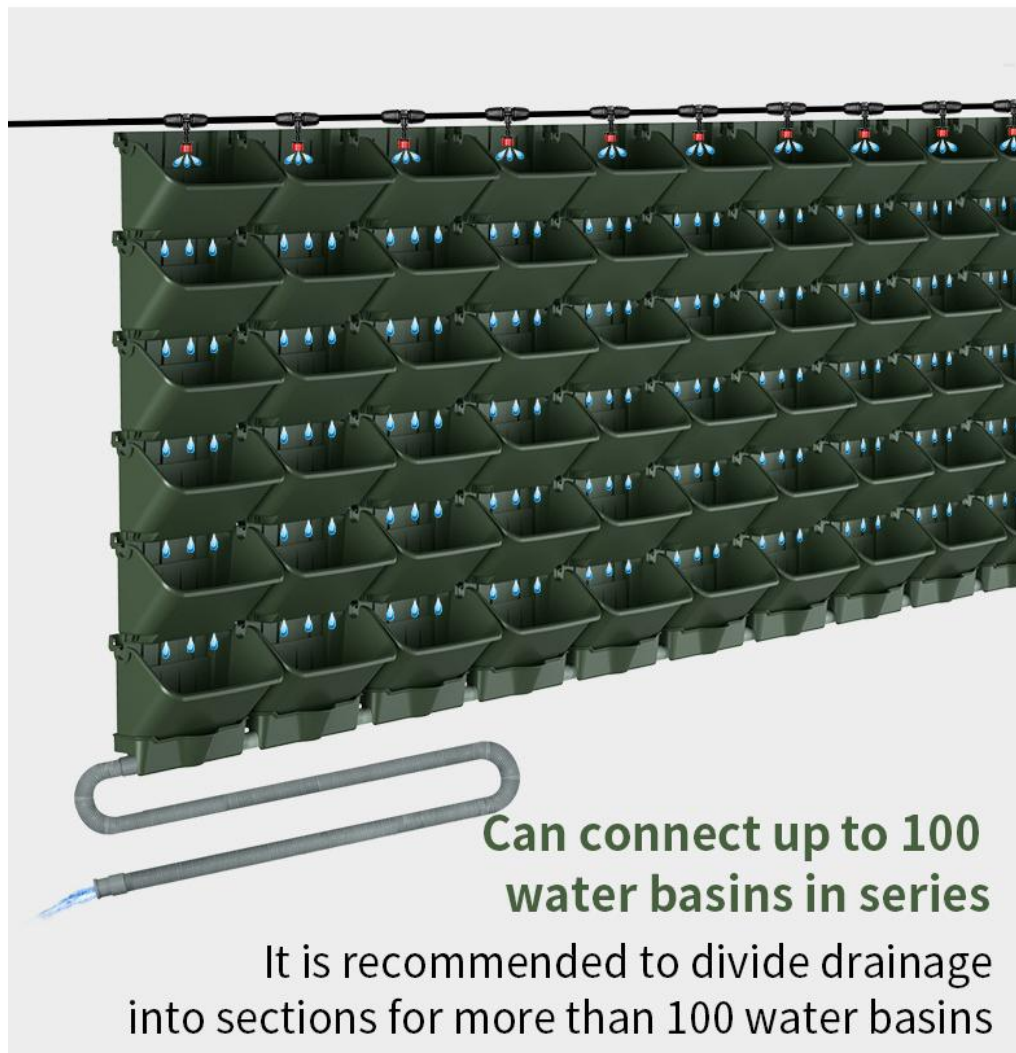


Customized sink

Using the matching V18 water basin can easily solve drainage problems



V18 water basin



Outdoor Project


Project – Chengdu



Project – Chengdu



Project – Guangzhou



Project – Guangzhou



Project – Zhejiang



Project – Hefei



Project – Hainan



Project – Guangzhou




Project – Guangzhou




Project – Zhejiang




Project – Shenzhen



Project – Zhejiang



Project – Nanchang



Indoor Project

