







**SHHAG®**

**FOCUS ON COMMERCIAL  
REFRIGERATION GLASS DOORS**

QUALITY IS EVERYTHING WE DO

**CONTACT US**

☎ 86-0536-8982358  
☎ 86-0536-3820581  
✉ info@shhagglass.cn  
🌐 www.shhag.com  
📍 Qingzhou, Shandong, China



# COMPANY OVERVIEW

SHHAG Offers High-Quality And Reliable Cooler/Freezer Glass Doors And Accessories With Our Innovative Design And Advanced Technology. Our Expertise Enables Us To Apply Our Products To A Wide Variety Of Customers, Including Refrigeration Equipment Suppliers, Supermarkets, Wholesale Retailers, Convenience Stores And Cold Storage Warehouses.

We Can Take Oem And Customized Orders To Meet The Specific Needs Of Our Customers Around The World. All The Products Are Manufactured In Compliance With The Iso 9001:2008 Criteria And Also Certified By Ce, Etl, Doe, Rohs, Sgs, Saso And Ccc.

SHHAG Has Built A Reputation For Manufacturing Quality Products And Received The Satisfactions From Top Appliance Companies, Such As Haier, Carrier, Lotte, Epta, Panasonic, Frigrite, Sanyo, Etc. Our Products Have Been Exported To Many Countries Across Europe, North America, South America, Middle East And Southeast Asia.



# CONTENT

CLASSIC GLASS DOOR AND FRAME .....	03
CLASSIC GLASS DOOR ( CD-01/CD-02 ) ENERGY SAVING GLASS DOOR AND FRAME ( EM-01 )	
SERVICE DOOR ( SD-01 ) VIEWING WINDOW ( SW-01 )	
FRAMELESS GLASS DOOR .....	08
FRAMELESS GLASS DOOR ( FD-01/FD-02 )	
GRAVITY RETURNS GLASS DOOR ( FD-04 )	
SLIDING GLASS DOOR .....	11
SLIDING GLASS DOOR ( SL-D01 )	
OUTSIDE MOUNT GLASS DOOR .....	12
OUTSIDE MOUNT GLASS DOOR ( OD-B01 )	
ASSEMBLED CURVED FRAMELESS DOOR ( RD-01 )	
ADVERTISING GLASS DOOR .....	14
LED LOGO GLASS DOOR ( AD-L01 ) TLCD GLASS DOOR ( AD-T01 )	
GLASSES .....	16
INSULATED GLASS ( IG-01 ) TEMPERED GLASS ( CG-01 )	
OTHER PARTS .....	17
SHELVING ( AS-01 ) INTELLIGENT TEMPERATURE CONTROL SYSTEM	
COMMERCIAL COLD ROOM .....	19
WALK-IN COLD ROOM ( CR-01 )	
COMMERCIAL FREEZER SLIDING LIDS .....	21
ASSEMBLY TYPE SLIDING LIDS ( SL-01/SL-02 )	
COMPANY STRENGTH .....	23
CERTIFICATION & PACKAGING AND DELIVERY SERVICES & FACTORY AREA & DEVELOPMENT COURSE	



## CLASSIC GLASS DOOR AND FRAME

### CD-01 STANDARD

#### Standard features

2-pane heated glass with argon gas(Cooler)  
3-pane heated glass with argon gas(Freezer)  
Aluminum alloy heated door frame and frame  
Full length handle  
26mm wide flange  
TPE magnetic gasket  
Door hold-open and self-close  
LED light

#### Optional features

Reversible door swing  
Customized Logo  
Color: Black, Silver  
LED light switch  
Lock




### CD-01 PRO

#### Features

3-pane Non-heated glass with argon gas(Cooler)  
3-pane heated glass with argon gas(Freezer)  
Aluminum alloy heated door frame and frame  
Heavier frame and center mullion profile than standard  
Full length handle  
32mm wide flange  
TPE magnetic gasket  
Door hold-open and self-close  
New hinge system  
LED light

#### Optional features

Reversible door swing  
Customized Logo  
Color: Black, Silver  
LED light switch  
Lock



✓ STANDARD Heater Panel



✓ STANDARD top hinge



✓ STANDARD Bottom hinge




✓ Full Length Handle



✓ STANDARD Door check



✓ STANDARD Lighting system



✓ PRO Heater Panel



✓ New top hinge for easy installation



✓ Full Length Handle



✓ PRO Bottom hinge



✓ PRO Lamp switch



✓ PRO Lighting system

## CLASSIC GLASS DOOR AND FRAME

### CD-02

#### ■ Standard features

- 2-pane heated glass with argon gas(Cooler)
- 3-pane heated glass with argon gas(Freezer)
- Aluminum alloy heated door frame and frame
- Full length handle
- 26mm wide flange
- TPE magnetic gasket
- Door hold-open and self-close
- LED light

#### ■ Optional features

- Reversible door swing
- Customized Logo
- Color: Black, Silver
- LED light switch
- Lock



## ENERGY SAVING GLASS DOOR AND FRAME

### EM-01

#### ■ Standard features

- 3-pane Non-heated glass with argon gas(Cooler)
- 3-pane heated glass with argon gas(Freezer)
- Non-heated door frame and frame(Cooler)
- Heated door frame and frame(Freezer)
- Fiberglass composite material door frame and frame
- Slim handle
- 26mm wide flange
- TPE magnetic gasket
- Door hold-open and self-close
- New hinge system
- At least 40% energy saving than standard and PROLED light:
- LED light

#### ■ Optional features

- Reversible door swing
- Customized Logo
- Color: Black, Silver
- LED light switch
- Lock



## CLASSIC GLASS DOOR AND FRAME

### SD-01 SERVICE /BEER CAVE DOOR

#### ■ Service Door Standard Features

Double Tempered Glass With Argon Gas  
Heating Option Available  
Aluminum Alloy Profile Frame  
Exclusive Design Hinge System  
Hold- Open and Door Stop  
Magnetic Door Gasket Seal  
T-8 Led Lighting  
Sealing Strips  
Diamond Tread Kick Plate and Push Bar  
Flat Aluminum Plate at the Bottom

#### ■ Optional Features

Frame Color: Black, Silver  
Customized Logo

#### ■ Size

36" x 80"  
Custom Sizes Available



### SW-01 VIEWING WINDOW

#### ■ Viewing Window Door Standard Features

Double Tempered Glass With Argon Gas(Cooler)  
Triple Tempered Glass With Argon Gas(Freezer)  
Heated Glass Technology

#### ■ Optional Features

Frame Color: Black, Silver  
Telescopic Design to Adjust for Wall Thickness  
Custom Sizes Available



## FRAMELESS GLASS DOOR

### FD-01

#### ◆ ACRYLIC FRAMELESS GLASS DOOR

#### ■ Features

Double tempered glass with argon gas  
Silk screen border  
Acrylic spacer for more visibility  
Slim handle  
Self closing hinge system  
Sealing strips  
Magnetic frame gasket

#### ■ Options

Color: Black/Silver color  
Custom sizes and Logo available  
Heated glass

#### ■ Application

Multideck display refrigerator/Reach-in cases





## FRAMELESS GLASS DOOR

### FD-02

#### ■ Features

Double tempered glass with argon gas(Cooler)  
Triple tempered glass with argon gas(Freezer)  
Heated glass and frame  
Silk screen border  
Self closing hinge system  
Automatic hold open  
Magnetic door gasket  
LED lighting

#### ■ Options

Frame color: Black/Silver  
Silk screen border color: Black/ Gray  
Handle: Full length handle/Slim handle  
Door lock  
Reversible door swing  
Temperature sensor for energy saving

#### Application

Walk-in cooler/Freezer  
Reach-in cases



## FRAMELESS GLASS DOOR

### FD-04

#### ◆ SELF-CLOSING GLASS DOOR

#### ■ Features

Double tempered glass with argon gas  
Non-heated aluminum frame door  
Slim handle  
Limit block

#### ■ Options

Self closing system  
Heated door Rail  
Custom sizes available

#### ■ Application

Multideck display refrigerator/Reach-in cases  
Convenience store beverage cabinet



## SLIDING GLASS DOOR

### SL-D01

#### ■ Features


Double tempered glass with argon gas  
Non-heated aluminum frame door  
Slim handle  
Limit block

#### ■ Options

Self closing system  
Heated door Rail  
Custom sizes available

#### ■ Application

Multideck display refrigerator/Reach-in cases  
Convenience store beverage cabinet



## OUTSIDE MOUNT GLASS DOOR

### OD-B01

#### ■ Features

Double tempered glass with argon gas (cooler)  
Triple tempered glass with argon gas (freezer)  
Heated glass technology  
Aluminum alloy door frame  
Exclusive hinge system design  
Top and bottom brackets  
Magnetic door gasket seal  
Easy Installation

#### ■ Options

Frame color: Black, Silver  
Handle: slim handle or full length handle  
Cylinder lock Add-on  
Custom sizes and logo available

#### ■ Application

Beverage cooler  
Beer and liquor cabinet



Hinge A



Hinge B



Hinge C

## OUTSIDE MOUNT GLASS DOOR

### RD-01

#### ◆ ASSEMBLED CURVED FRAMELESS DOOR

##### ■ Features

Double tempered glass with argon gas  
Curved aluminum frame  
Silk screen border  
Self closing hinge system  
Magnetic door gasket  
Top and bottom brackets

##### ■ Options

LED lighting  
Silk screen border color: Black/Red/Blue  
Handle: Inside handle/External handle  
Custom sizes and Logo available

##### ■ Application

Beverage cooler  
Beer and liquor cabinet



TOP HINGE



BOTTOM HINGE



GASKET



WHITE LED LIGHT



INSIDE HANDLE



EXTERNAL HANDLE

## ADVERTISING GLASS DOOR

### AD-L01

#### ◆ LED LOGO GLASS DOOR

##### ■ Features

Customized Logo  
Triple Insulating Glass (Double Tempered  
Glass+1 Pane Acrylic Panel)  
LED Strip Inside Glass  
Aluminum Alloy Door Frame

##### ■ Options

Heating Option Available  
Customized LED Strip Color  
Custom sizes available  
PVC Profile Door Frame

##### ■ Application

Beverage Cooler  
Beer and Liquor Cabinet





## ADVERTISING GLASS DOOR

### AD-L01

#### ◆ TLCD GLASS DOOR

##### ■ Features

Triple tempered glass with LED strip inside  
Black color silkscreen border  
Aluminum alloy door frame  
Self closing hinge system  
Hold Open and Doorstop  
Magnetic door gasket seal  
Full length handle  
HDMI/VGA/USB/SD Card

##### ■ Options

Cooler or Freezer  
Frame color: Black, Silver  
Touch function  
WIFI Connection  
PC Version Media box  
Custom sizes available

##### ■ Application

Convenience store  
Vending machine



Remote control



loudspeaker



Intelligent component

SCREEN SIZE (INCH)	VIDEO PLAYING AREA SIZE (WXH MM)	MINIMUM GLASS DOOR SIZE (WXH MM)
15	194 x 344	362 x 543
22	298 x 475	463 x 675
32	391 x 697	560 x 908
37	460 x 819	632 x 1031
42	524 x 931	693 x 1152
46	574 x 1018	734 x 1225
50	617 x 1096	744 x 1294

## GLASSES

### IG-01

#### ◆ INSULATED GLASS

##### ■ Features

3.2mm/4mm tempered glass  
Aluminum space thickness(mm)  
4A/5.5A/6A/7A/8A/8.5A/9A/10.5A/11.5A/14.5A/18A/19A/21A  
Sufficient ECO-Friendly desiccant in the aluminum spacer(90%+)  
Argon gas filled to prevent fog  
Customized silkscreen logo

##### ■ Options

Low-E coated tempered glass or normal tempered glass  
Double / Triple Hollow  
Customized size (Length, Width & Thickness)



### CG-01

#### ◆ TEMPERED GLASS

##### ■ Features

4mm Low-E Glass  
Eco-Friendly food grade PVC Profile & ABS Corner  
Collision Bars/ABS Profile  
Anti-Fog & Anti-Dew

##### ■ Options

Frame Color: Grey or Blue  
Tempered Glass: Flat or Curved  
Sliding direction: UP-Down or Left-Right  
Custom sizes available

##### ■ Application

Supermarket deep chest freezer



## OTHER PARTS

### AS-01

#### ◆ SHELVING

##### ■ Features

Low-Carbon steel material  
Powder Surface Coating for Post  
Plastic surface dipping for wire mesh shelf  
Weight capacity: 100KG/Layer

##### ■ Options

Color: Black/White   
Price tag, Bracket, Stabilizer bar  
Gravity roller plate

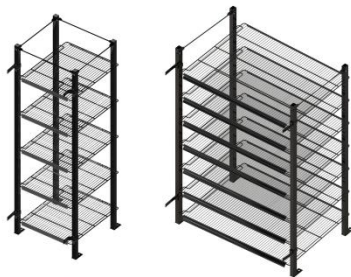
##### ■ Applications

Walk-in Cooler & Freezer in Supermarket  
Display refrigerator


##### ■ Sizes

TP	A	B	C
Width	24"	30"	30"
Depth	27"	27"	36"

Custom sizes available



SHELVES



GRAVITY FLOW SHELVES

#### ◆ INTELLIGENT TEMPERATURE CONTROL SYSTEM



REMOTE CONTROL



REAL-TIME OPERATION



SMART INTEGRATION



PATENTED ALGORITHM



IOT CLOUD



QUICK TO IMPLEMENT

#### BASIC PARAMETERS

POWER SUPPLY	TEMP RANGE	ACCURACY	AMBIENT TEMP	RELATIVE HUMIDITY
AC12V	-45 ~ 99°C (-49 ~ 210°F)	± 1°C (± 2°F)	-10 ~ 60°C (14 ~ 140°F)	20% ~ 90%
OVERALL DIMENSIONS			SCREEN SIZE	
L217MM*W150MM*D21MM			L131MM*W76MM	
INPUT SIGNAL			OUTPUT CONTROL	
Environment temperature and humidity probe x1 Door ntc temperature probe*1 10 sets of door switch signals			Lighting: Normally on 30a/250vac Two heating signals: 0-10vdc.	

# COMMERCIAL COLD ROOM

## CR-01

### ◆ WALK-IN COLD ROOM

#### ■ Features


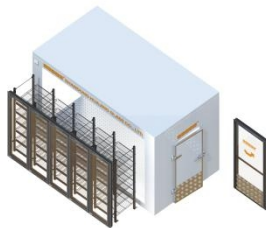
Thickness: 50mm-200mm PU&PIR for Cooler/Freezer  
Cam-Lock or Plug-in splice method  
With display glass door & shelving system

#### ■ Options

Custom sizes available  
Refrigeration units  
Heated foaming swing entry door

#### ■ Applications

Supermarket /Convenience Store /Pharmaceutical Products Storage



#### Comprehensive Overview

Product	Walk in cooler , display cold room	Application	Supermarket /Hotel/Bar/Hotel/Medical treatment etc
Panel Size	Customized	Applicable Temperature Range	-75 ~ +10℃
Applicable Voltage	110v,220v,380V	Power	Customized according to cold room area
Certificate	CE,ISO9001,CB,CB,ROHS	Warranty	2 years
Cold Room Door	Heated radiant/insulated glass door	Cold Room Panel	Polystyrene Sandwich Panel

#### PU Panel Specifications

Metal Layer Specification	0.4/0.5/0.6/0.8mm	Panel Width	Customized
Metal Layer Material	Color steel/stainless steel/embossed aluminum etc.	Panel Color	Regular grey whitening be customized
PU Density	40 kg/m³	Panel Thickness	75mm, 100mm, 120mm, 150mm
Bonding Strength	≥33N/m²	Heat Transfer Coefficient	0.02W/m²·K
Fire Rating	B2	Connection Method	Plug in / cam lock

#### Base Plate Thickness Applicable Temperature Range

High Temperature (≥+10)℃	75mm	Medium Temperature (-5) ~(+10)℃	75mm/100mm
Low Temperature (<-18)℃	100mm/120mm/150mm	Ultra Low Temperature (<-15)℃ or above	100mm



## COMMERCIAL FREEZER SLIDING LIDS

### SL-01

#### ◆ ASSEMBLY TYPE SLIDING LIDS

##### ■ Features

4mm Low-E Glass  
Handle include  
Left-Right sliding

##### ■ Options

Frame Color:Black/Grey/White  
Tempered Glass: Flat or Curved  
Lock and Key available

##### ■ Application

Ice Cream Freezer

##### ■ Sizes

Custom sizes available



### SL-02

#### ◆ ASSEMBLY TYPE SLIDING LIDS

##### ■ Features

4mm Low-E Glass  
Handle include  
Left-Right sliding

##### ■ Options

Frame Color:Black/Grey/White  
Tempered Glass: Flat or Curved  
Lock and Key available

##### ■ Application

Ice Cream Freezer

##### ■ Sizes

Custom sizes available



## COMPANY STRENGTH

### ◆ PROFESSIONAL PACKAGING AND DELIVERY SERVICES



### ◆ FACTORY AREA



