

**YIY**

# **Commercial & Industrial Energy Storage Solutions**

*May energy and ecology be more harmonious*



# ZHEJIANG YIYEN HOLDING GROUP

Zhejiang YIYEN HOLDING GROUP is a high-tech company that focuses on researching and manufacturing power electronic technology, integrating design, research and development, manufacturing, sales and service. YIYEN is dedicated to reducing electricity costs, improving electricity efficiency, and providing core power equipment and system solutions for the energy Internet of Things. With electrochemical energy storage and energy efficiency management as its core industry, YIYEN provides energy-saving service for power system, communication system, financial system, education system, medical system, and large industrial and mining enterprises.

Energy storage and energy efficiency management are critical reducing carbon emissions and promoting sustainable development. YIYEN's mission is to help make energy and ecology more harmonious by providing advanced energy storage and power quality solutions which improve efficiency, reduce costs, and promote clean energy. YIYEN will always continue to devote ourselves to the research and development and manufacturing of power electronic technology, and be committed to delivering cutting-edge solutions helping customers meet their energy management goals while contributing to a more sustainable future for all.

**300+**  
Staff



**30000m<sup>2</sup>+**  
Plant Area



**15 years +**  
Years Experience



**3GWH+/year**  
Delivered Capacity



# ENTERPRISE ARCHITECTURE



Headquarters

## ZHEJIANG YIYEN HOLDING GROUP



Intelligent  
Manufacturing

Lishui Yiyen Technology  
CO.,LTD



Factory



Globalization  
Channel

Wenzhou Yiyen Supply Chain  
Management CO.,LTD



Marketing/Sales/Sourcing  
Total Solutions and Technical Services



Investment  
Operation

Wenzhou Yiyen Energy  
Development CO.,LTD



EPC Service Provider for New Energy and  
Energy Storage Plants  
Contract Energy Management  
(Domestic Only)



R&D

Nanjing Branch  
Shenzhen Branch  
Hangzhou Branch



R&D Center

**50+**

R&D Staff



**130+**

Export Countries



**100+**

Intellectual Properties



**BMS**

12V~1500V  
Voltage Class



# Qualification Certification

ISO9001



**QUALITY MANAGEMENT SYSTEM CERTIFICATE**  
Certificate No. : 2022ZQ2119R05

We hereby certify that the organization:  
**LISHUI YIYEN TECHNOLOGY COMPANY LIMITED**  
Unified social credit code: 91331127MA2E079Y8T

is in conformity with Quality Management System Standard:  
**GB/T19001-2016 idt ISO9001:2015**

The certificate is valid to the following products/service:  
**The assembling of Voltage Stabilizer, Inverter, Photovoltaic Equipment (MPPT Solar Charger, PCS), Uninterruptible Power Supply, Emergency Power Supply, Battery Pack Energy Storage System, Battery Management System (BMS)**

Registration Address/Audit Address: No.77,Xiang Long Road,Lian Du Zone,Lishui City,Zhejiang Province, China.

Date of Issue: 26-09-2022  
Date of Expiry: 25-09-2025  
Date of Initial: 26-09-2022

Issued By: 





The audit of validity of the certificate, the certificate shall be at least once a year. The effectiveness of the Certificate is subject to QR Code in the lower left corner. Meanwhile, you can search the website of certification body: www.gpc.org.cn or search the CNCA website: www.cnca.gov.cn

**ZHEJIANG QUANPIN CERTIFICATION CO.,LTD.**  
Room 601, Floor 6, Building 1, No. 14, Paper Road, Paper Street, Binjiang District, Hangzhou City, Zhejiang Province, China 310007. Web: <http://www.gpc.org.cn>

ISO45001



**OCCUPATIONAL HEALTH AND SAFETY MANAGEMENT SYSTEM CERTIFICATE**  
Certificate No. : 2022ZS20467R05

We hereby certify that the organization:  
**LISHUI YIYEN TECHNOLOGY COMPANY LIMITED**  
Unified social credit code: 91331127MA2E079Y8T

is in conformity with Occupational Health Safety Management System Standard:  
**GB/T45001-2020 idt ISO45001:2018**

The certificate is valid to the following products/service:  
**The assembly and related management activities of Voltage Stabilizer, Inverter, Photovoltaic Equipment (MPPT Solar Charger, PCS), Uninterruptible Power Supply, Emergency Power Supply, Battery Pack Energy Storage System, Battery Management System (BMS)**

Registration Address/Audit Address: No.77,Xiang Long Road,Lian Du Zone,Lishui City,Zhejiang Province, China.

Date of Issue: 26-09-2022  
Date of Expiry: 25-09-2025  
Date of Initial: 26-09-2022

Issued By: 





The audit of validity of the certificate, the certificate shall be at least once a year. The effectiveness of the Certificate is subject to QR Code in the lower left corner. Meanwhile, you can search the website of certification body: www.gpc.org.cn or search the CNCA website: www.cnca.gov.cn

**ZHEJIANG QUANPIN CERTIFICATION CO.,LTD.**  
Room 601, Floor 6, Building 1, No. 14, Paper Road, Paper Street, Binjiang District, Hangzhou City, Zhejiang Province, China 310007. Web: <http://www.gpc.org.cn>

ISO14001



**ENVIRONMENTAL MANAGEMENT SYSTEM CERTIFICATE**  
Certificate No. : 2022ZE20495R05

We hereby certify that the organization:  
**LISHUI YIYEN TECHNOLOGY COMPANY LIMITED**  
Unified social credit code: 91331127MA2E079Y8T

is in conformity with Environmental Management System Standard:  
**GB/T24001-2016 idt ISO14001:2015**

The certificate is valid to the following products/service:  
**The assembly and related management activities of Voltage Stabilizer, Inverter, Photovoltaic Equipment (MPPT Solar Charger, PCS), Uninterruptible Power Supply, Emergency Power Supply, Battery Pack Energy Storage System, Battery Management System (BMS)**

Registration Address/Audit Address: No.77,Xiang Long Road,Lian Du Zone,Lishui City,Zhejiang Province, China.

Date of Issue: 26-09-2022  
Date of Expiry: 25-09-2025  
Date of Initial: 26-09-2022

Issued By: 





The audit of validity of the certificate, the certificate shall be at least once a year. The effectiveness of the Certificate is subject to QR Code in the lower left corner. Meanwhile, you can search the website of certification body: www.gpc.org.cn or search the CNCA website: www.cnca.gov.cn

**ZHEJIANG QUANPIN CERTIFICATION CO.,LTD.**  
Room 601, Floor 6, Building 1, No. 14, Paper Road, Paper Street, Binjiang District, Hangzhou City, Zhejiang Province, China 310007. Web: <http://www.gpc.org.cn>

IEC **TECHNICAL** RECURRENCE OF TEST CERTIFICATES FOR ELECTRICAL EQUIPMENT  
**RECURRING CERTIFICATE**

Ref. Code No. NL 108077

**CB TEST CERTIFICATE**

Product: Rechargeable Li-ion Battery Pack

Name and address of the applicant: LISIHA IYIEN TECHNOLOGY CO., LTD  
 No. 17 Hanghai Road, Nanningping Street, Landa District, Landa City, Zhejiang 321001 China

Name and address of the manufacturer: LISIHA IYIEN TECHNOLOGY CO., LTD  
 No. 17 Hanghai Road, Nanningping Street, Landa District, Landa City, Zhejiang 321001 China

Name and address of the factory: LISIHA IYIEN TECHNOLOGY CO., LTD  
 No. 17 Hanghai Road, Nanningping Street, Landa District, Landa City, Zhejiang 321001 China

Other see the overview: Additional information on page 2

Rating and principal characteristics: Rating: 37.2V, 2000mAh

Trademark (Brand if any): **YIYI**

Customer's Testing Facility (TF) Stage used: LFP M 4000H

Model / Type Ref: LFP M 4000H

Additional information: IEC 62133:2022

A sample of the product was tested and found to be in conformity with the above in the Test Report Ref. No. which forms part of the Certificate

This CB Test Certificate is issued by the National Certification Body

DEKRA Certification & Inspection 1001 8023-82, Amsterdamscheweg, 2024-07-03, Date: 2024-07-03, Signature: Wu Lu, Page 1 of 1

IEC **TECHNICAL** RECURRENCE OF TEST CERTIFICATES FOR ELECTRICAL EQUIPMENT  
**RECURRING CERTIFICATE**

Ref. Code No. NL 108076

**CB TEST CERTIFICATE**

Product: Rechargeable Li-ion Battery Cluster

Name and address of the applicant: LISIHA IYIEN TECHNOLOGY CO., LTD  
 No. 17 Hanghai Road, Nanningping Street, Landa District, 321001 Landa City, Zhejiang, China

Name and address of the manufacturer: LISIHA IYIEN TECHNOLOGY CO., LTD  
 No. 17 Hanghai Road, Nanningping Street, Landa District, 321001 Landa City, Zhejiang, China

Name and address of the factory: LISIHA IYIEN TECHNOLOGY CO., LTD  
 No. 17 Hanghai Road, Nanningping Street, Landa District, 321001 Landa City, Zhejiang, China

Other see the overview: Additional information on page 2

Rating and principal characteristics: Rating: 100V, 100Ah, 8000mAh

Trademark (Brand if any): **YIYI**

Customer's Testing Facility (TF) Stage used: LFP M 7000H

Model / Type Ref: LFP M 7000H

Additional information: IEC 62133:2022

A sample of the product was tested and found to be in conformity with the above in the Test Report Ref. No. which forms part of the Certificate

This CB Test Certificate is issued by the National Certification Body

DEKRA Certification & Inspection 1001 8023-82, Amsterdamscheweg, 2024-07-04, Date: 2024-07-04, Signature: MF Tsoi, Page 1 of 1

IEC **TECHNICAL** RECURRENCE OF TEST CERTIFICATES FOR ELECTRICAL EQUIPMENT  
**RECURRING CERTIFICATE**

Ref. Code No. NL 108075

**CB TEST CERTIFICATE**

Product: Rechargeable Li-ion Battery System

Name and address of the applicant: LISIHA IYIEN TECHNOLOGY CO., LTD  
 No. 17 Hanghai Road, Nanningping Street, Landa District, Landa City, Zhejiang 321001 China

Name and address of the manufacturer: LISIHA IYIEN TECHNOLOGY CO., LTD  
 No. 17 Hanghai Road, Nanningping Street, Landa District, Landa City, Zhejiang 321001 China

Name and address of the factory: LISIHA IYIEN TECHNOLOGY CO., LTD  
 No. 17 Hanghai Road, Nanningping Street, Landa District, Landa City, Zhejiang 321001 China

Other see the overview: Additional information on page 2

Rating and principal characteristics: Rating: 100V, 100Ah, 8000mAh

Trademark (Brand if any): **YIYI**

Customer's Testing Facility (TF) Stage used: BESS 40-80

Model / Type Ref: BESS 40-80

Additional information: IEC 62133:2022

A sample of the product was tested and found to be in conformity with the above in the Test Report Ref. No. which forms part of the Certificate

This CB Test Certificate is issued by the National Certification Body

DEKRA Certification & Inspection 1001 8023-82, Amsterdamscheweg, 2024-08-04, Date: 2024-08-04, Signature: A. Lu, Page 1 of 1

**ATTESTATION OF CONFORMITY**

DEKRA

Issued to: LISIHA IYIEN TECHNOLOGY CO., LTD  
 5 Jijiang National Industrial Park No. 17 Hanghai Road, Nanningping Street, Landa District, Landa City, Zhejiang Province, P.R. China

For the product: Energy Storage Battery

Trade name: YIYI

Type/Model: LFP M 4000H

Rating: See model list

Manufactured by: LISIHA IYIEN TECHNOLOGY CO., LTD  
 5 Jijiang National Industrial Park No. 17 Hanghai Road, Nanningping Street, Landa District, Landa City, Zhejiang Province, P.R. China

Requirements: EN IEC 61851-4:2019  
 EN IEC 61851-4:2019

This Attestation is granted on account of an examination by DEKRA, the results of which are set down in a confidential file no. 617610-00

This Attestation implies that the examined type and its accessories will be in accordance with the standards designated under the Electromagnetic Compatibility directive (2014/53/EU).

The examination has been carried out on one single specimen or several specimens of the product, submitted by the manufacturer. This Attestation does not include an assessment of the manufacturer's production. Conformity of the production with the specimen tested by DEKRA is not the responsibility of DEKRA.

The CE marking may be affixed on the product if all relevant and effective EC directives are complied with.

Amsterd., 24 April 2024 Number: 619632-01A/C

DEKRA Testing and Certification (Shanghai) Ltd  
 Kang Li  
 Kang Li  
 Certification Manager  
 If larger publication of this document is required, please contact us at: Page 1 of 1

CE

**ATTESTATION OF CONFORMITY**

DEKRA

Issued to: LISIHA IYIEN TECHNOLOGY CO., LTD  
 5 Jijiang National Industrial Park No. 17 Hanghai Road, Nanningping Street, Landa District, Landa City, Zhejiang Province, P.R. China

For the product: Rechargeable Li-ion Battery Cluster

Trade name: YIYI

Type/Model: LFP M 7000H

Rating: See model list

Manufactured by: LISIHA IYIEN TECHNOLOGY CO., LTD  
 5 Jijiang National Industrial Park No. 17 Hanghai Road, Nanningping Street, Landa District, Landa City, Zhejiang Province, P.R. China

Requirements: EN IEC 61851-4:2019  
 EN IEC 61851-4:2019

This Attestation is granted on account of an examination by DEKRA, the results of which are set down in a confidential file no. 619632-00

This Attestation implies that the examined type and its accessories will be in accordance with the standards designated under the Electromagnetic Compatibility directive (2014/53/EU).

The examination has been carried out on one single specimen or several specimens of the product, submitted by the manufacturer. This Attestation does not include an assessment of the manufacturer's production. Conformity of the production with the specimen tested by DEKRA is not the responsibility of DEKRA.

The CE marking may be affixed on the product if all relevant and effective EC directives are complied with.

Amsterd., 20 June 2024 Number: 617610-01A/C

DEKRA Testing and Certification (Shanghai) Ltd  
 Kang Li  
 Kang Li  
 Certification Manager  
 If larger publication of this document is required, please contact us at: Page 1 of 1

CE

**ATTESTATION OF CONFORMITY**

DEKRA

Issued to: LISIHA IYIEN TECHNOLOGY CO., LTD  
 5 Jijiang National Industrial Park No. 17 Hanghai Road, Nanningping Street, Landa District, Landa City, Zhejiang Province, P.R. China

For the product: Smart String ESS

Trade name: YIYI

Type/Model: BESS 40-80

Rating: See model list

Manufactured by: LISIHA IYIEN TECHNOLOGY CO., LTD  
 5 Jijiang National Industrial Park No. 17 Hanghai Road, Nanningping Street, Landa District, Landa City, Zhejiang Province, P.R. China

Requirements: EN IEC 61851-4:2019  
 EN IEC 61851-4:2019

This Attestation is granted on account of an examination by DEKRA, the results of which are set down in a confidential file no. 617610-00

This Attestation implies that the examined type and its accessories will be in accordance with the standards designated under the Electromagnetic Compatibility directive (2014/53/EU).

The examination has been carried out on one single specimen or several specimens of the product, submitted by the manufacturer. This Attestation does not include an assessment of the manufacturer's production. Conformity of the production with the specimen tested by DEKRA is not the responsibility of DEKRA.

The CE marking may be affixed on the product if all relevant and effective EC directives are complied with.

Amsterd., 1 March 2024 Number: 617610-01A/C

DEKRA Testing and Certification (Shanghai) Ltd  
 Kang Li  
 Kang Li  
 Certification Manager  
 If larger publication of this document is required, please contact us at: Page 1 of 1

CE

**ATTESTATION OF CONFORMITY**

DEKRA

Issued to: LISIHA IYIEN TECHNOLOGY CO., LTD  
 5 Jijiang National Industrial Park No. 17 Hanghai Road, Nanningping Street, Landa District, Landa City, Zhejiang Province, P.R. China

For the product: Power Conversion Module

Trade name: YIYI

Type/Model: LP M42 300L, LP M41 1000W

Rating: See model list

Manufactured by: LISIHA IYIEN TECHNOLOGY CO., LTD  
 5 Jijiang National Industrial Park No. 17 Hanghai Road, Nanningping Street, Landa District, Landa City, Zhejiang Province, P.R. China

Requirements: EN IEC 61851-4:2019  
 EN IEC 61851-4:2019

This Attestation is granted on account of an examination by DEKRA, the results of which are set down in a confidential file no. 617610-01

This Attestation implies that the examined type and its accessories will be in accordance with the standards designated under the Electromagnetic Compatibility directive (2014/53/EU).

The examination has been carried out on one single specimen or several specimens of the product, submitted by the manufacturer. This Attestation does not include an assessment of the manufacturer's production. Conformity of the production with the specimen tested by DEKRA is not the responsibility of DEKRA.

The CE marking may be affixed on the product if all relevant and effective EC directives are complied with.

Amsterd., 1 March 2024 Number: 617610-01A/C

DEKRA Testing and Certification (Shanghai) Ltd  
 Kang Li  
 Kang Li  
 Certification Manager  
 If larger publication of this document is required, please contact us at: Page 1 of 1

CE

**ATTESTATION OF CONFORMITY**

DEKRA

Issued to: LISIHA IYIEN TECHNOLOGY CO., LTD  
 No. 17 Hanghai Road, Nanningping Street, Landa District, Landa City, Zhejiang Province, P.R. China (5 Jijiang National Industrial Park)

For the product: Power Conversion System

Trade name: YIYI

Type/Model: LP M42 300L, LP M41 1000W

Rating: LP M42 300L (AC) Voltage range: 85V-400V; Max Current: 100A, 40-; Rated power: 30kW; Max. output voltage: 400VAC; Max. current: 100A, 5000VA, 30kW; Power factor: (lagging) - 0.95min; LP M41 1000W (AC) Voltage range: 85V-400V; Max Current: 175A, 40-; Rated power: 10kW; Max. output voltage: 400VAC; Max. current: 100A, 5000VA, 30kW; Power factor: (lagging) - 0.95min

Manufactured by: LISIHA IYIEN TECHNOLOGY CO., LTD  
 General: IP20, zero Emission, 20000 altitude, 20-80°C  
 LISIHA IYIEN TECHNOLOGY CO., LTD  
 No. 17 Hanghai Road, Nanningping Street, Landa District, Landa City, Zhejiang Province, P.R. China (5 Jijiang National Industrial Park)

Requirements: EN 62071-1:2019+A1:2021

This Attestation is granted on account of an examination by DEKRA, the results of which are set down in a confidential file no. 617610-00

This Attestation implies that the examined type and its accessories will be in accordance with the standards designated under the Low Voltage Directive (LVD) (2014/35/EU).

The examination has been carried out on one single specimen or several specimens of the product, submitted by the manufacturer. This Attestation does not include an assessment of the manufacturer's production. Conformity of the production with the specimen tested by DEKRA is not the responsibility of DEKRA.

The CE marking may be affixed on the product if all relevant and effective EC directives are complied with.

Amsterd., 28 May 2024 Number: 617610-01A/C

DEKRA Testing and Certification (Shanghai) Ltd  
 Kang Li  
 Kang Li  
 Certification Manager  
 If larger publication of this document is required, please contact us at: Page 1 of 1

CE

**CERTIFICATE OF CONFORMITY**

DEKRA

Issued to: LISIHA IYIEN TECHNOLOGY CO., LTD  
 No. 17 Hanghai Road, Nanningping Street, Landa District, Landa City, Zhejiang Province, P.R. China (5 Jijiang National Industrial Park)

For the product: Power Conversion System

Trade name: YIYI

Type/Model: LP M42 300L, LP M41 1000W

Rating: Operating temperature range: -25°C to +50°C  
 Protection class: IP20  
 Ingress protection rating: IP20  
 Power factor range (lagging): 0.95min-1.00max  
 LP M42 300L (AC) Voltage range: 85V-400V; Max Current: 100A, 40-; Rated power: 30kW; Max. output voltage: 400VAC; Max. current: 100A, 5000VA, 30kW; Power factor: (lagging) - 0.95min; LP M41 1000W (AC) Voltage range: 85V-400V; Max Current: 175A, 40-; Rated power: 10kW; Max. output voltage: 400VAC; Max. current: 100A, 5000VA, 30kW; Power factor: (lagging) - 0.95min

Manufactured by: LISIHA IYIEN TECHNOLOGY CO., LTD  
 No. 17 Hanghai Road, Nanningping Street, Landa District, Landa City, Zhejiang Province, P.R. China (5 Jijiang National Industrial Park)

Requirements: EN 62071-1:2019 (Requirements for Low A Derating) under COMMISSION REGULATION (EU) 2018/851 (NC 00)

This Test Certificate is granted on account of an examination by DEKRA, the results of which are set down in a confidential file no. 617610-00

The examination has been carried out on one single specimen of the product. This Attestation does not include an assessment of the manufacturer's production. Conformity of the production with the specimen tested by DEKRA is not the responsibility of DEKRA.

This Test Certificate expires on the latest on 31 May 2025 or expires upon withdrawal of one of the above mentioned standards.

Shanghai, 31 May 2024 Number: 617610-01A/C

DEKRA Testing and Certification (Shanghai) Ltd  
 Kang Li  
 Kang Li  
 Certification Manager  
 If larger publication of this document is required, please contact us at: Page 1 of 1

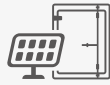
CE

IAS  
 INSTITUT FÜR ANWANDTE  
 ELEKTROTECHNIK  
 10000  
 DE

# CONTENTS

## CONTENTS





# Battery Energy Storage Solution





YIXI

# APPLICATIONS



## Client End

 Grid-Side Energy Storage System	01
 On/Off-Grid PV Energy Storage System	03
 Microgrid Energy Storage System	05
 PV-ESS All-in-One Unit	07

## Generation End

 Generation-side Energy Storage	09
 Integrated PV Energy Storage Station	09

## Transmission & Distribution End

 Power Station ESS Solutions	11
 Distributed Energy Storage System	11


<b>Demonstrations</b>	<b>13</b>
-----------------------	-----------

# PRODUCTS

BESS Hybrid Commercial and Industrial ESS	15
Energion Outdoor Energy Storage Battery Cabinet	19
UP-S Three Phase Power Conversion System	21
UPV-S Three Phase Solar+Storage Hybrid Inverters	23
UP-M Power Conversion Module	25
LFP-R 14.33KWH LiFePO4 Battery Module	27
BD-DC Bi-directional DC Controller Module	29
MPPT-M Solar Controller Module	30
Solar Panel	31

# Grid-Side Energy Storage System

\* Grid-connection \* Islanding protection only \* No PV

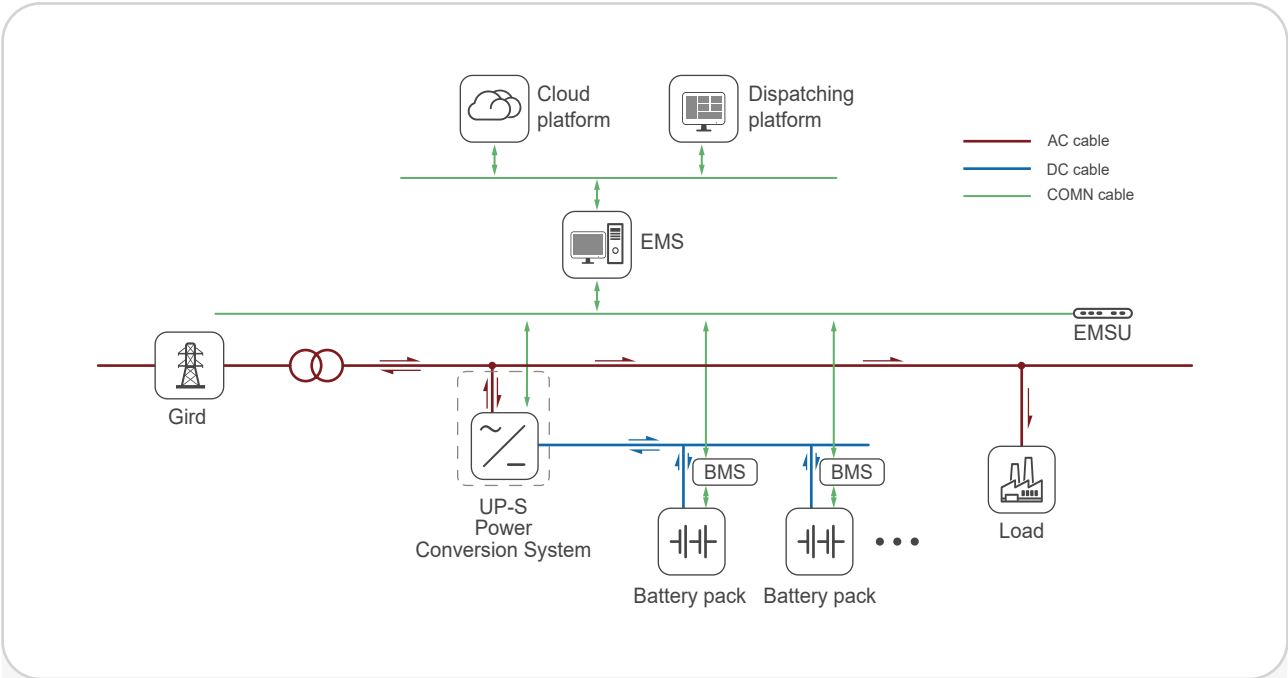


## • Overview

Grid-Side Energy Storage System features bidirectional charging and discharging capabilities, enabling efficient energy release during peak demand periods (such as midday and evening peaks) and energy storage during off-peak times (like late night or early morning). This peak shaving and load leveling mechanism not only enhances grid stability but also reduces users' electricity costs. The system supports intelligent dispatch, allowing real-time response to grid commands and participation in energy market transactions, ensuring timely power delivery during peak demand and enhancing grid flexibility and reliability. With a discharge rate of up to 1C, the system can release its full rated capacity within one hour, maximizing revenue from energy trading. Additionally, the system supports AC coupling with renewable energy sources (such as solar and wind), effectively integrating distributed energy resources and improving overall system efficiency. Intelligent algorithms optimize charging and discharging strategies to adapt to different electricity prices and market demands, making the system suitable for various scenarios, including residential, commercial, and industrial applications, while supporting more efficient energy management and sustainable development goals.



• System Topology



**Applicable Equipment:**



UP-S Series Power Conversion System

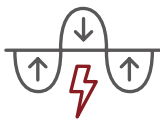


Energon Series Outdoor Energy Storage Battery Cabinet

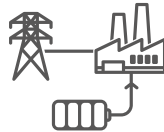


BESS 60-80 Hybrid Commercial and Industrial ESS

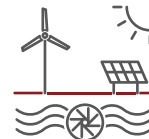
• Applications



Peak shaving



Power scheduling



Renewable energy integration

# On/Off-Grid PV Energy Storage System

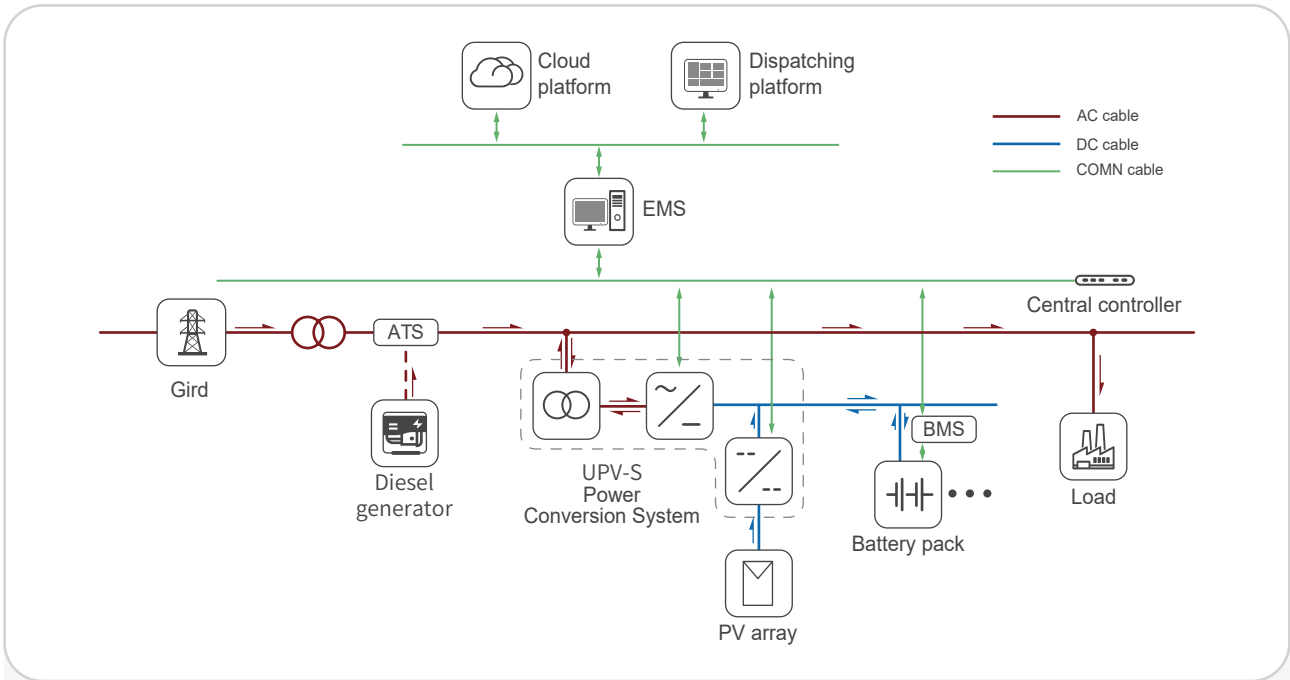
\* Grid-connected PV+energy storage \* Islanding protection only \* Backflow prevention



## • Overview

On/Off-Grid Integrated Solar and Storage System integrates photovoltaic generation with energy storage, building on the functions of the grid-side energy storage system while adding an off-grid mode to ensure reliable backup power during grid outages. The system can seamlessly integrate with multiple energy sources (such as wind and diesel generators), achieving multi-energy complementarity and enhancing system flexibility and reliability. Through an intelligent Energy Management System (EMS), the system can monitor and optimize energy utilization in real-time, intelligently dispatching the charging and discharging strategies of the energy storage units based on power demand and renewable energy generation. The system also features high reliability and weather resistance, capable of operating efficiently in various environmental conditions (such as extreme temperatures, humidity, and wind speeds). This flexibility makes it highly suitable for diverse applications, including remote areas, emergency backup, and renewable energy integration.

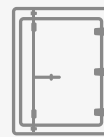
• System Topology



Applicable Equipment:

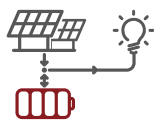


UPV-S Series  
Solar+Storage Hybrid Inverters




Energon Series Outdoor  
Energy Storage Battery Cabinet

• Applications



Self-consumption



Micro-grid



Back Up

# Microgrid Energy Storage System

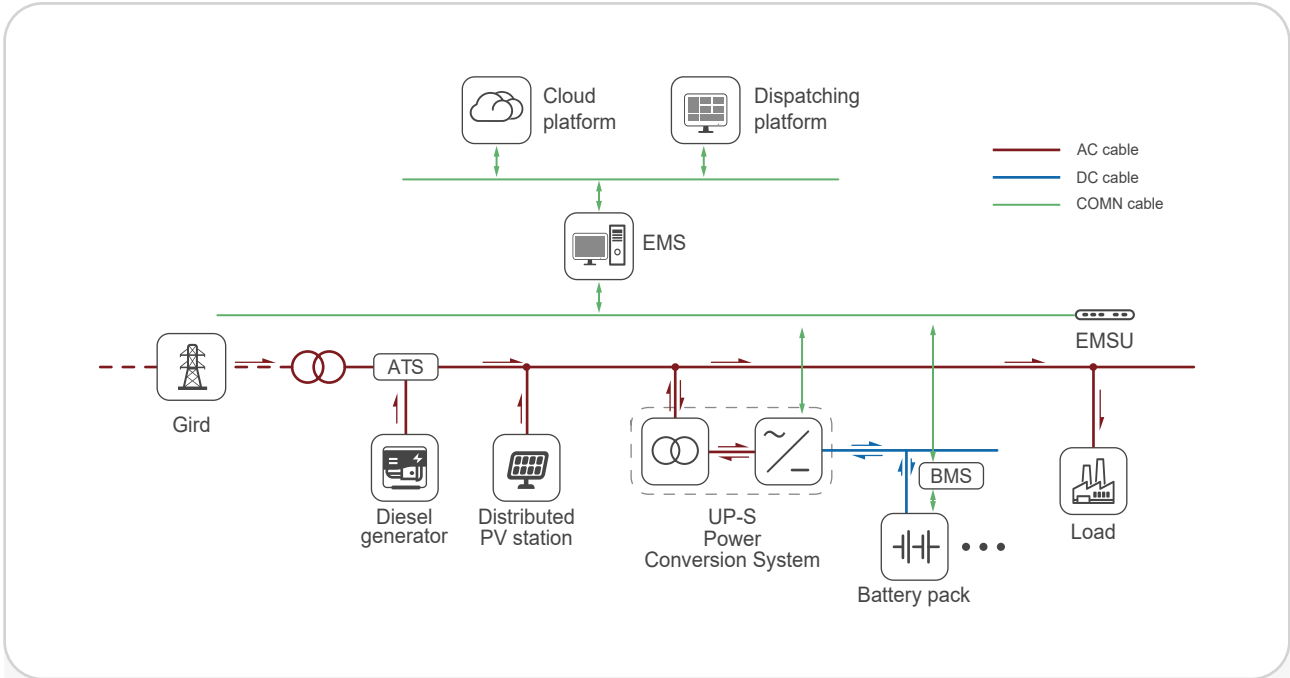
\* On&off-grid \* Off-grid independent Operation (ATS)



## • Overview

A microgrid typically comprises a photovoltaic (PV) system (or wind power and other renewable energy generation devices), an energy storage system (such as lithium or lead-acid batteries), an Energy Management System (EMS), load management equipment, and necessary distribution infrastructure. A diesel generator can also be included as an auxiliary power source to ensure electricity supply during extreme weather or emergencies. The microgrid operates by having the EMS monitor real-time generation and load demand, intelligently dispatching power distribution. If generation exceeds demand, the excess electricity is stored in the energy storage system for later use; conversely, when generation is insufficient, the energy storage system releases power to meet demand. This flexible dispatch capability enables the microgrid to efficiently utilize renewable energy, reducing reliance on traditional fossil fuels. Microgrids are commonly used in remote areas, islands, campuses, hospitals, and industrial parks, where traditional grid infrastructure is costly or unreliable. Microgrids provide a flexible and reliable solution, enhancing energy security, reducing operational costs, and promoting sustainable development through self-sufficient power supply.

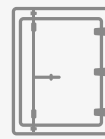
• System Topology



**Applicable Equipment:**



UP-S Series Power Conversion System




Energon Series Outdoor Energy Storage Battery Cabinet

• Applications



Back Up



Micro-grid

# PV-ESS All-in-One Unit

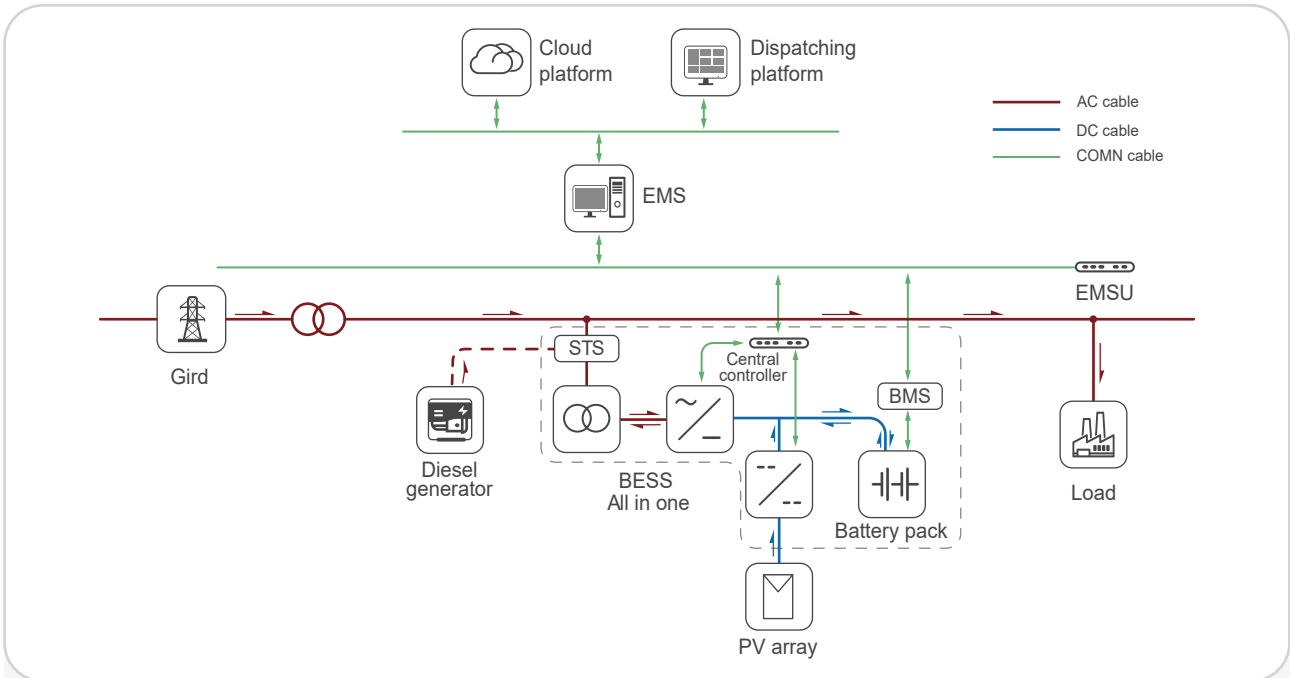
\* Integrated energy storage equipment \* Flexible \* Off-grid independent Operation (STS)



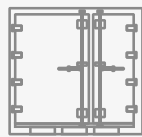
## • Overview

The PV-ESS All-in-One Unit combines a Power Conversion System (PCS), Maximum Power Point Tracker (MPPT), energy storage batteries, isolation transformers, and a Static Transfer Switch (STS). The MPPT technology within the system optimizes the solar energy harvested by the PV panels, ensuring maximum energy extraction under varying sunlight conditions and thus enhancing overall generation efficiency. The converted direct current (DC) is transformed into alternating current (AC) through the PCS. During periods of high electricity demand, the system can perform peak shaving and load leveling, balancing power supply and demand, and even responding to grid commands to participate in grid regulation. This flexibility allows the integrated solar storage unit to efficiently utilize renewable energy while playing a crucial role in the energy market. In the event of a grid failure, the system can quickly detect and switch to backup power mode, using the energy storage batteries to provide stable power output, ensuring the normal operation of critical equipment. This millisecond-level response capability offers users reliable power security, particularly in critical applications where power outages could lead to significant losses. Through its integrated design, the unit not only enhances energy utilization efficiency but also improves system safety and reliability.

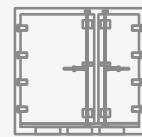
• System Topology



Applicable Equipment:

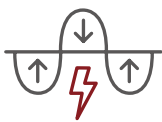


BESS 60-120  
Hybrid Commercial and Industrial ESS



BESS 60-160  
Hybrid Commercial and Industrial ESS

• Applications



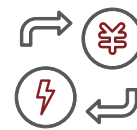
Peak shaving



Backup UPS power supply



Emergency power supply



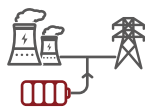
Electricity trading

# GENERATION-SIDE END

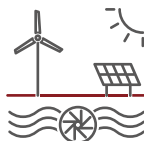


## • Overview

Energy storage plants play an important role on the generation side by providing a buffer between electricity generation and consumption. They allow excess energy to be stored when demand is low and released when demand is high, which can help improve the efficiency and reliability of power generation. It can also help mitigate the impact of intermittent renewable energy sources such as wind and solar. By storing excess energy generated during periods of high production, energy storage power plants can help ensure a consistent supply of electricity when these sources are not producing.



Load shifting



Renewable energy integration

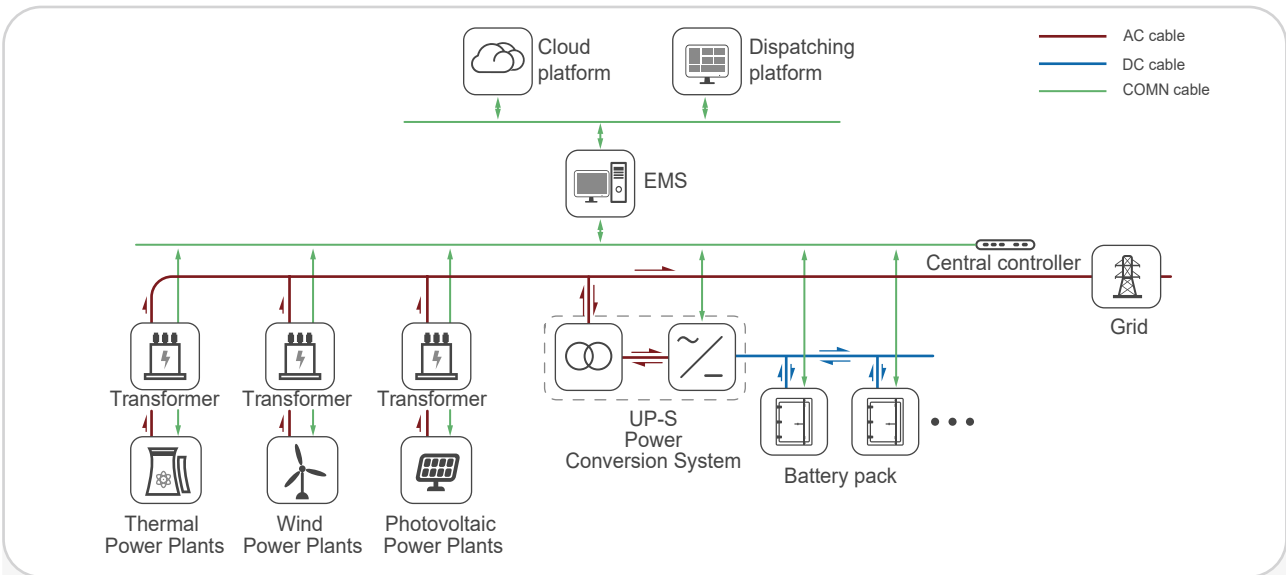


Capacity stability





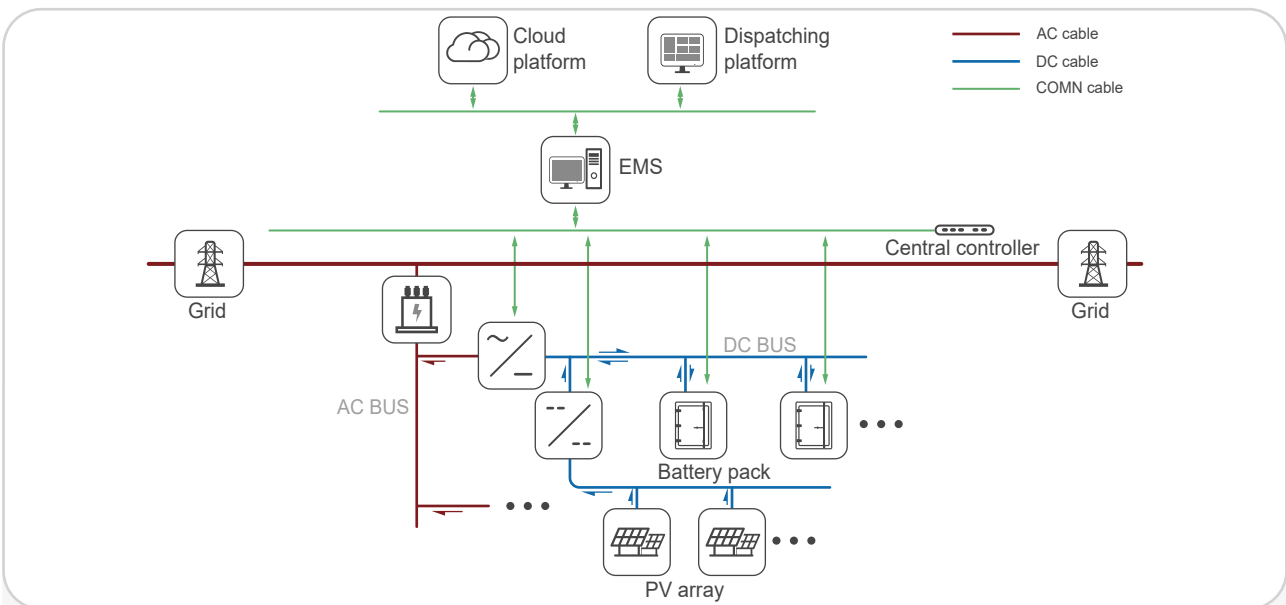
**• Generation-Side Energy Storage**



**Applications:**

- Frequency regulation
- Smoothing renewable energy fluctuations
- Improving power quality
- Enhancing grid frequency response speed
- Boosting power system scalability

**• Integrated PV Energy Storage Station**



**Applications:**

- Smoothing fluctuations in renewable energy
- Increasing energy utilization efficiency
- Enhancing response capability to grid frequency regulation
- Improving the stability of the power system

# TRANSMISSION & DISTRIBUTION END



## • Overview

A grid-scale energy storage plant plays a crucial role in improving the reliability and stability of the electricity grid. These power plants store excess energy during periods of low demand and release it during periods of high demand, helping to balance supply and demand on the grid. This can help reduce the need for expensive and less efficient peaking power plants, which are typically used only during periods of high demand.



Peak shaving



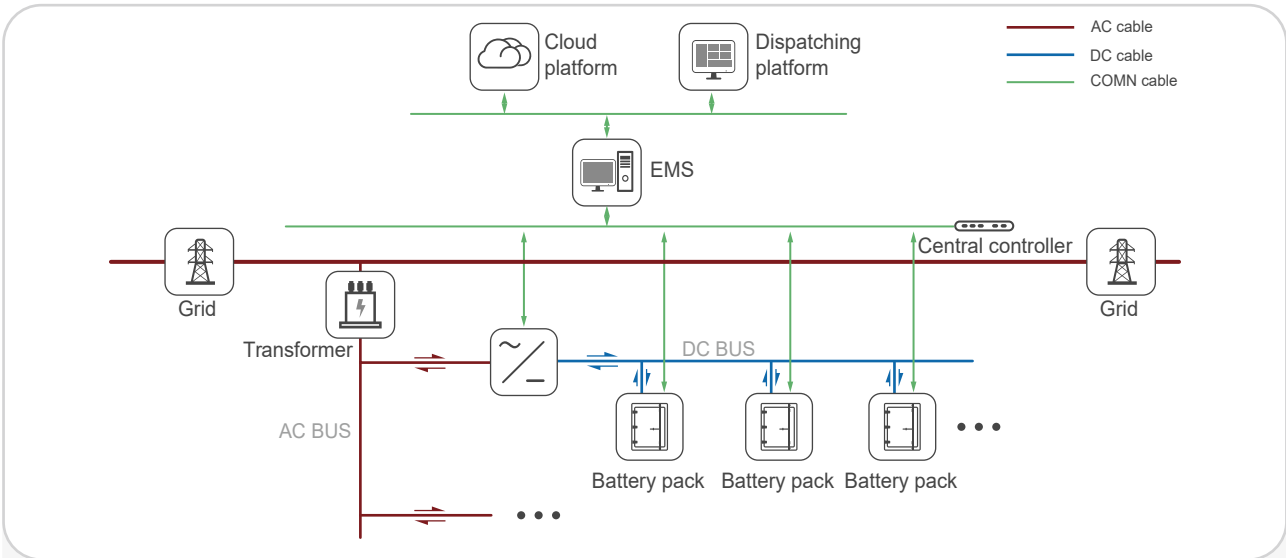
Black start capability



Ancillary services



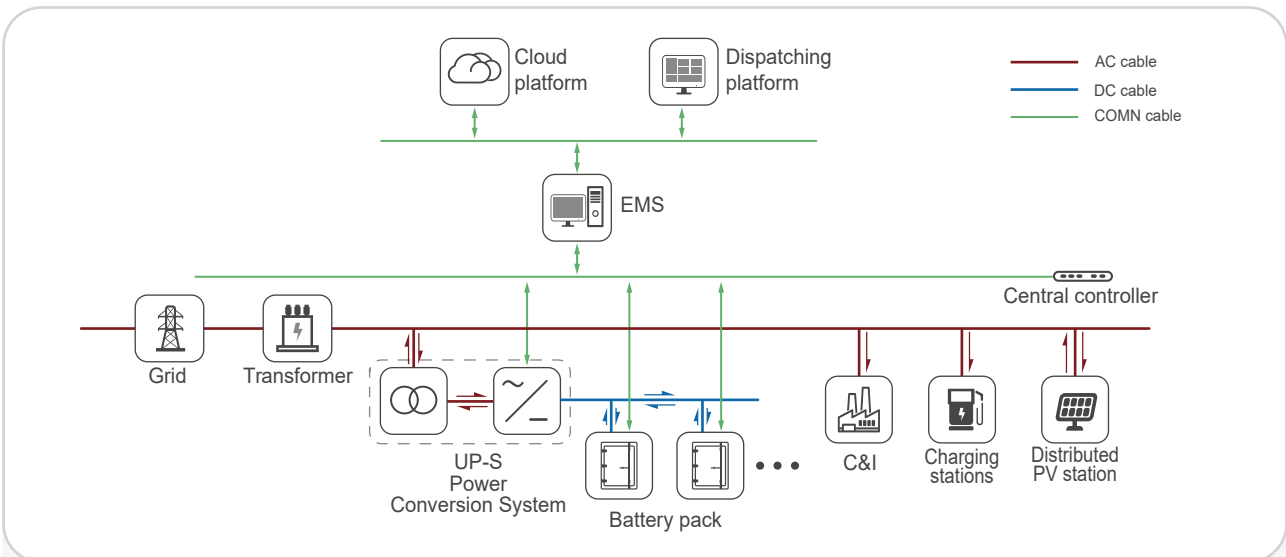
## • Power Station ESS Solutions



### Applications:

- Improving grid stability
- Addressing peak demand periods
- Reducing transmission losses
- Participating in power scheduling
- Enhancing system resilience
- Extending the lifespan of grid equipment

## • Distributed Energy Storage System



### Applications:

- Increasing the utilization of distributed energy resources
- Grid black start capability
- Enhancing the power system's resilience to disturbances
- Participating in power scheduling
- Reducing transmission losses

# Demonstrations

- **Generation-Side Energy Storage**

Load shifting    Capacity Stability  
Frequency regulation

**500KW 1075KWH**



- **Energy Storage Power Station**

Peak shaving    Load balancing  
Backup power

**120KW 320KWH**



- **Solar Energy BESS Charging Station**

Reducing peak demand

**300KW 645KWH PV60KWp**

- **Energy Storage Power Station**

Peak shaving    Backup power

**2800KW 6.02MWH**

- **Energy Storage Power Station**

Backup power    Load shifting

**880KW 1.5MWH**



# Demonstrations

- Photovoltaic Storage Integrated System

Load shifting   Capacity Stability   Self-Consumption

**250KW 430KWH PV250KWp**



- Energy Storage Power Station

Peak shaving   Backup power

**60KW 80KWH**



- Photovoltaic Storage Integrated System

Load shifting   Capacity Stability   Self-Consumption

**60KW 80KWH + PV1000KWp**



- Energy Storage Power Station

Load shifting   Backup power

**300KW 645KWH**

- Energy Storage Power Station

Peak shaving   Load balancing

Backup power

**250KW 430KWH**



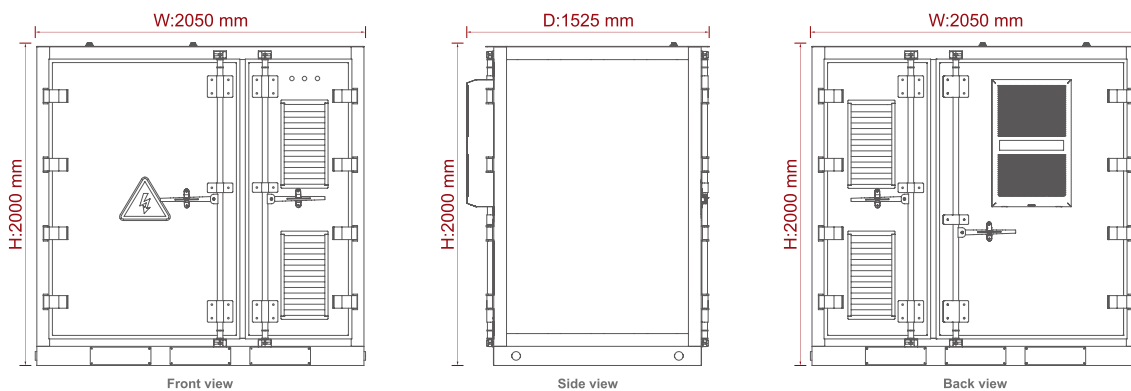
## Hybrid Commercial and Industrial ESS BESS 60-120(-60) / 60-160(-60)



### • Features

- All-in-one design with a high degree of integration.
- Modular design with optional modules of different sizes.
- Support for grid-connected and off-grid operation.
- MPPT Solar controller available as an option.
- IP54 class fire and explosion-proof housing.
- Patented air duct design, intelligent air cooling, 3-5°C temperature difference of the battery cell.

### • Product Dimensions



**• Technical Parameter**

<b>BESS Series Hybrid Commercial and Industrial ESS</b>		
Model	60-120(-60)	60-160(-60)
<b>AC specification</b>		
AC rated power	60kW	
PCS rated current	140A	120A
PCS Port voltage	250VAC	290VAC
AC rated voltage	400V ± 15%	
Rated frequency	50Hz ± 2.5Hz	
AC rated current	87A	
AC overload capacity	x1.1 (10min) ; x1.2 (60S)	
Grid structure	3-phase 4-wire+PE	
Output THDi	≤3%	
AC PF	-1~1	
<b>Battery system</b>		
DC rated voltage	460V	563V
DC voltage range	403V~518V	493V~633V
Rated capacity	280Ah	
Rated energy	129KWh	157.7KWh
Max discharge current	140A	120A
Cell	3.2Vdc 280Ah LiFePO4	
Battery module	51.2Vdc 280Ah 14.33KWh Air cooling	
<b>MPPT(Optional)</b>		
PV DC.Max Voltage	520V	630V
MPPT Voltage Range	350~520V	350~630V
Number of MPPT paths	1	
Number of branch inputs	20	
Max. branch current	15A	
Voltage range	403V~525V	493V~642V
Rated current	140A	
Max. output current	80A	
Max. efficiency	>98%	
<b>Transformer specification</b>		
Specification	60KVA three-phase isolation/vertical	
Overload capacity	x1.1	
Insulation class	CLASS H 180°C	
Transformation ratio	250V : 400V	290V : 400V
Design temperature	Temperature rise≤90K	
Protection Level	IP54	
<b>General Data</b>		
Cooling	Air conditioning cooling + intelligent air cooling	
Noise Level	≤75dB	
Temperature Range	-20°C ~ 50°C (> 45°C capacity reduction)	
Protection Level	IP54	
Highest altitude	3000m (> 2000m capacity reduction)	
Humidity Range	0~95%(No condensing)	
Size (W*D*H)	2050*1525*2000 mm	
Weight	2490kg (Includes MPPT module)	2860kg (Includes MPPT module)
Installation mode	Vertical mounting	
Maximum efficiency	95.5%	
Isolation mode	Built-in isolation transformer	
Protection function	Ac over/under voltage, over temperature, abnormal frequency, AC phase error, over current, communication failure, fan failure, insulation impedance detection, anti-island	
Display	Touch screen	
Communication interface	RS485 / CAN / LAN	
Certification	CE-EMC(EN 61000-6-2/-4) ; CE-LVD(IEC 62109-1/-2) ; UN38.3	

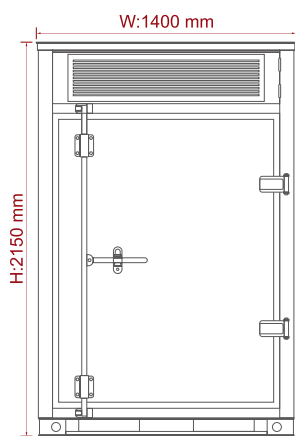
## Hybrid Commercial and Industrial ESS BESS 60-80



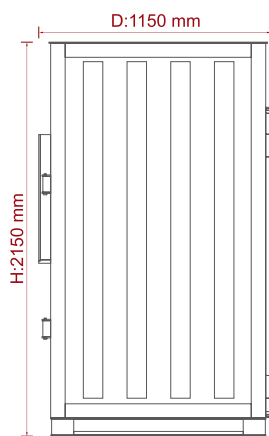
### • Features

- All-in-one design with a high degree of integration.
- Modular design with optional modules of different sizes.
- Support for grid-connected and off-grid operation.
- IP54 class fire and explosion-proof housing.
- Patented air duct design, intelligent air cooling, 3-5°C temperature difference of the battery core.

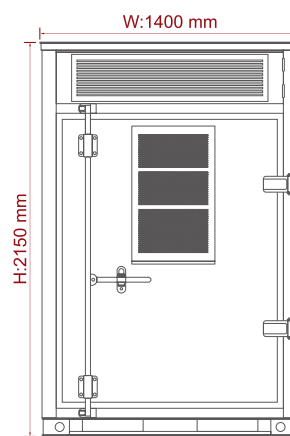
### • Product Dimensions



Front view



Side view



Back view



**• Technical Parameter**

<b>BESS Series Hybrid Commercial and Industrial ESS</b>	
Model	BESS 60-80
<b>AC specificaiton</b>	
AC rated power	60kW
PCS rated current	140A
AC rated voltage	400V±15%
Rated frequency	50Hz/±2.5Hz
AC rated current	87A
AC overload capacity	x1.1 (10min) ; x1.2 (60S)
Grid structure	3-phase 4-wire+PE
Output THDi	≤3%
AC PF	-1~1
<b>Battery system</b>	
DC voltage range	672~864V
Rated capacity	105Ah
Rated energy	80KWh
Max discharge current	140A
Cell	3.2Vdc 105Ah LiFePO4
Battery module	51.2Vdc 105Ah 5.37KWh Air cooling
<b>General Data</b>	
Cooling	Air conditioning cooling+intelligent air cooling
Noise Level	≤75dB
Temperature Range	-20°C ~ 50°C (> 45°C capacity reduction)
Protection Level	IP54
Highest altitude	3000m (> 2000m capacity reduction)
Humidity Range	0~95%(No condensing)
Size (W*D*H)	1400*1150*2150 mm
Weight	/
Installation mode	Vertical mounting
Maximum efficiency	97.5%
Protection function	AC over/under voltage, over temperature, abnormal frequency, AC phase error, over current, communication failure, fan failure, insulation impedance detection
Display	Touch screen
Communication interface	RS485 / CAN / LAN
Certification	CE-EMC(EN 61000-6-2/-4) ; CE-LVD(IEC 62477-1;IEC 62040-1) ; IEC 62619 ; UN38.3

# Energon

CE IEC UN38.3

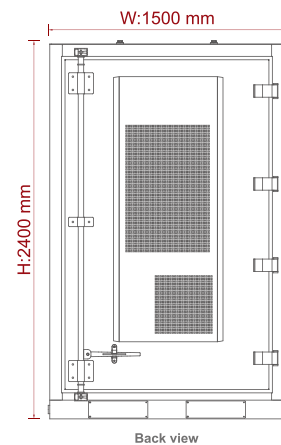
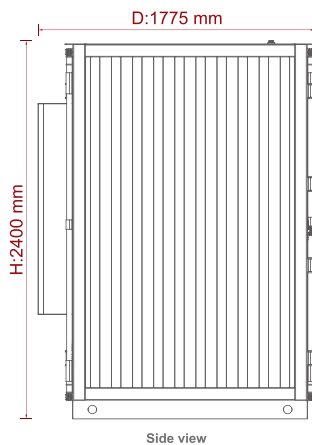
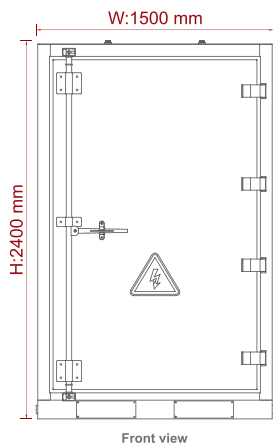
## Outdoor Energy Storage Battery Cabinet



### • Features

- Multi level BMS built-in.
- IP54 fire and explosion proof cabinet.
- Scalable in power and capacity.
- Easy for on site installation.
- Fire proof devices in each modular and in the cabinet.

### • Product Dimensions



**• Technical Parameter**

<b>Energon Series Outdoor Energy Storage Battery Cabinet</b>	
<b>Battery parameter</b>	
Cell	3.2V 280AH
Battery type	LFP(LiFePO4)
Battery module	51.2V 280AH
Battery module Qty.	15
Battery cluster	768V 280AH
Battery cluster configuration	1P16S*15
<b>Electrical parameter</b>	
Nominal energy	215Kwh
Nominal voltage	768Vdc
System voltage range	672-852VDC
System charge/discharge rate	0.6C
Depth of charge and discharge	100%—10%
No. of cycles	6000
Balanced compensation power	1500W (25A)
Compensation methods	Dynamic real-time compensation
Recommended AC side power	125KW
<b>Protection</b>	
DC input/output	Disconnect switches+fuses
Electrical isolation	Inter - module controlled protection breakout
Fire protection systems	Two-stage aerosol fire module + Smoke sensors + Enclosure explosion - proof pressure relief device
<b>General Data</b>	
Communication	RS485/CAN/LAN/4G
Communication protocols	ModBusTCP/CAN
Working temperature range	-20 ~ 50°C charge/0 ~ 50°C Discharge
Relative humidity	0 ~ 95%(No condensing)
Cooling	Air cooling(air conditioner+fan)
Noise	≤65db
Highest altitude	≤2000m
Degree of protection	IP54
Dimension(W*D*H)	1500*1775*2400mm
Weight	3.2T
Installation method	Cabinet floor mounting
Certification	CE-EMC(EN 61000-6-2/-4) ; CE-LVD(IEC 62477-1) ; IEC 62619 ; UN38.3

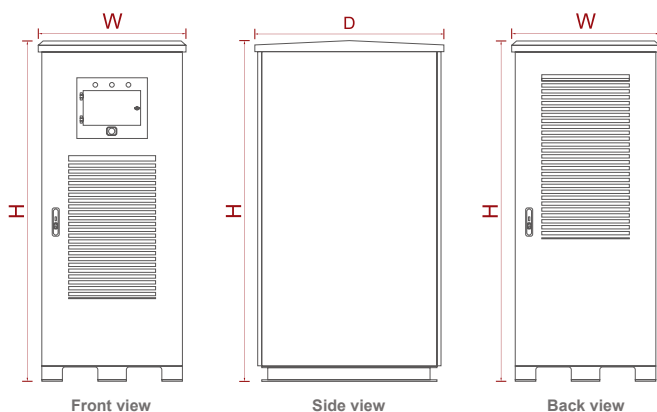
## Three Phase Power Conversion System



### • Features

- Maximum efficiency can reach 97.5%.
- Modular design ,easy for installation and depolyment.
- Bidirectional power conversion system with full fourquadrant operation.
- 100kW to 500kW by 1 to 5 power modules.
- Multi-string technology for better battery safety and performance.
- Multiple battery strings working in parallel or independently to allow easy power and energy expansion.
- Grid-support function built-in.
- Optional STS/ATS to achieve switching between on-grid and off-grid.

### • Product Dimensions



Model	Size(W*D*H)
UP-S-100KW	890*1240*2100mm
UP-S-125KW	
UP-S-200KW	
UP-S-250KW	
UP-S-300KW	
UP-S-400KW	890*1240*2300mm
UP-S-500KW	

**• Technical Parameter**

UP-S Series Power Conversion System							
Model	UP-S-100KW	UP-S-125KW	UP-S-200KW	UP-S-250KW	UP-S-300KW	UP-S-400KW	UP-S-500KW
<b>DC parametric</b>							
Battery voltage	630-850VDC						
Max. Battery voltage	900VDC						
Battery packs	1/215Kwh	1/215Kwh	2/215Kwh	2/215Kwh	3/215Kwh	4/215Kwh	5/215Kwh
DC max current	140A	180A	280A	360A	420A	560A	700A
<b>Utility-interactive Mode</b>							
AC max power	110KW	137.5KW	220KW	275KW	330KW	440KW	550KW
PCS module Qty.	100KW*1	62.5KW*2	100KW*2	62.5KW*4	100KW*3	100KW*4	100KW*5
AC frequency	50/60±2.5Hz						
Rated Voltage	380VAC						
AC Voltage Range	340VAC-440VAC						
THDi	≤3% (Rated output)						
Overload Capability	110%(Long-term)						
AC PF/ Adjustment Range	>0.99 (Rated output)/1 (lead) ~ 1 (lag)						
<b>Stand-alone Mode</b>							
Rated output voltage	380VAC						
Output voltage accuracy	±1%						
Max Output Current	140A	180A	280A	360A	420A	560A	700A
Output THDu	<3% (Linear load)						
Rated output frequency	50/60Hz						
Overload Capability	110%(Long-term)						
Crest factor	> 3:1						
<b>General Data</b>							
Peak efficiency	97.5%						
Enclosure	IP54						
Operating temp	-25~55° C						
Humidity	0~95% (No condensing)						
Cooling	Intelligent air cooling						
Noise	<65dB						
Highest altitude	2000m(>2000m derating)						
Display	Touch screen(External)						
BMS Communication	RS485, CAN						
Communication	RS232/RS485(Standard),Ethernet						
Dimension(W*D*H)(mm)	890*1240*2100						890*1240*2300
Protection	OTP、AC OVP/UVP、OFF/UFP、AC Phase Reverse、OLP、Anti-islanding						
AC connection	3P4W+PE						
Certification	CE-EMC(EN 61000-6-2/-4) ; CE-LVD(IEC 62477-1 ; EN 50549-1 ; VDE-4105						

# UPV-S

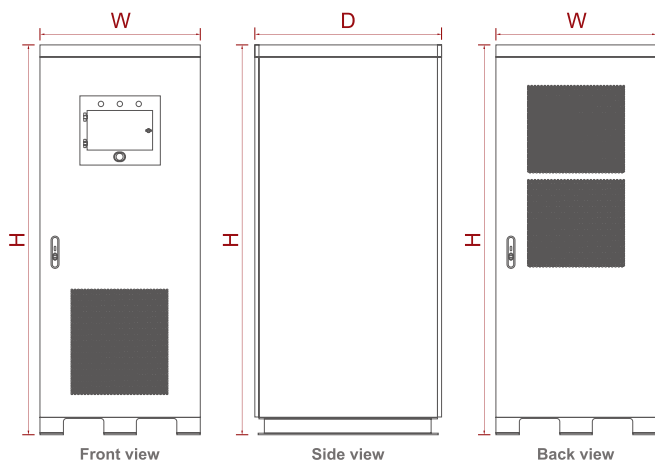
## Three Phase Solar+Storage Hybrid Inverters



### • Features

- High stability, modular design support N+1.
- Bi-directional Power Conversion System.
- Built-in transformer.
- Support self-generation, micro-grid application.
- Supports on/off grid.
- Photovoltaic can be connected to a maximum of twice the capacity of the device.
- Dual-stage topology, wide battery voltage input range.
- With MPPT function to enhance system power generation.
- Self-contained solar storage operation strategy.
- Support communication with BMS, EMS system.

### • Product Dimensions



Model	Size(W*D*H)
0.4-50KW	800*1050*2200mm
0.4-100KW	
0.4-150KW	
0.4-200KW	1350*1050*2200mm
0.4-250KW	
0.5-50KW	800*1050*2200mm
0.5-100KW	
0.5-150KW	
0.5-200KW	1350*1050*2200mm
0.5-250KW	

**• Technical Parameter**

UPV-S Series Solar+Storage Hybrid Inverters										
Model	0.4-50KW	0.4-100KW	0.4-150KW	0.4-200KW	0.4-250KW	0.5-50KW	0.5-100KW	0.5-150KW	0.5-200KW	0.5-250KW
<b>Stand-alone Mode</b>										
AC output voltage	400V±10% (Controllable)					480V±10% (Controllable)				
AC output current	72A (Max 79A)	144A (Max 159A)	216A (Max 238A)	288A (Max 317A)	360A (Max 396A)	60A (Max 66A)	120A (Max 132A)	180A (Max 196A)	240A (Max 264A)	300A (Max 330A)
Nominal AC output power	50kW	100kW	150kW	200kW	250kW	50kW	100kW	150kW	200kW	250kW
AC Max Power	55kW	110kW	165kW	220kW	275kW	55kW	110kW	165kW	220kW	275kW
Output THDu	≤3% (Linear load)									
AC frequency	50/60Hz					60Hz				
AP PF	0.99/-1~1									
Overload Capability	120% 1min									
Battery voltage range	400~600V (Rated 512V)		600 ~ 900V			400~600V (Rated 512V)		600 ~ 900V		
Battery DC Max Current	120A	240A	275A	367A	458A	120A	240A	275A	367A	458A
PV Voltage Range	520~900V (MPPT 520V~800V)		300~800V			520~900V (MPPT 520V~800V)		300~800V		
PV DC Max Current	192A	384A	360A	480A	600A	192A	384A	360A	480A	600A
<b>Utility grid-interactive Mode</b>										
AC voltage range	400V±15%					480V±15%				
AC rated current	72A	144A	216A	288A	360A	60A	120A	180A	240A	300A
Nominal AC output power	50kW	100kW	150kW	200kW	250kW	50kW	100kW	150kW	200kW	250kW
AC frequency	50Hz / 60Hz±2.5Hz					60Hz±0.2%±2.5Hz				
Output THDI	≤3%									
AP PF	0.99/-1~1									
Battery voltage range	400~600V (Rated 512V)		600 ~ 900V			400~600V (Rated 512V)		600 ~ 900V		
Batter DC Max Current	120A	240A	275A	367A	458A	120A	240A	275A	367A	458A
PV Voltage Range	520~900V (MPPT 520V~800V)		300~800V			520~900V (MPPT 520V~800V)		300~800V		
PV DC. Max Current	192A	384A	360A	480A	600A	192A	384A	360A	480A	600A
<b>Other</b>										
Peak efficiency	≥96%		≥95.5%			≥96%		≥95.5%		
Protection	Overtemperature protection, AC over/under voltage protection, Over/under frequency protection, Emergency power off, AC phase reverse, Fan/relay failure, Over/under load protection, Ground faultcircuit Interrupter, Anti-islanding									
Configurable protection limits	Upper/Lower AC Voltage/Frequency limit, Battery end of discharge voltage									
AC connection	3P4W									
Display	7"color touch screen									
Communication	RS485,CAN,Ethernet									
Isolation	Built-in Transformer									
<b>Physical</b>										
Cooling	Forced air cooling									
Noise	≤70dB									
Enclosure	IP20/IP54									
Highest altitude	3000m/10000 feet (>2000m/6500 feet derating)									
Operating temp	-20°C~ 50°C (>45°C derating)									
Humidity	0~95% (No condensing)									
Size (W*D*H)	800*1050*2200mm		1350*1050*2200mm			800*1050*2200mm		1350*1050*2200mm		
Weight	/	/	1300kg	1650kg	2000kg	/	/	1300kg	1650kg	2000kg

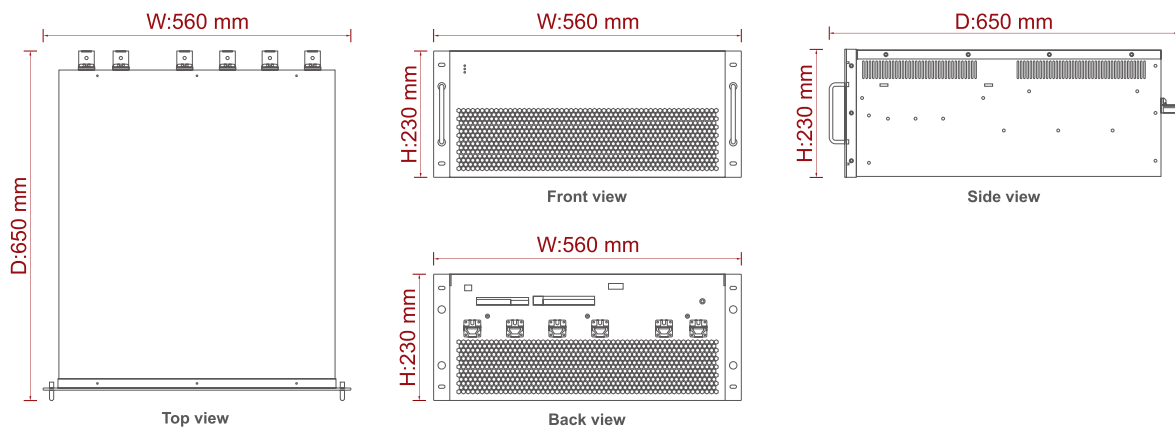
## Power Conversion Module



### • Features

- DSP+CPLD fully digital control core, modular design, easy to maintain and expand.
- Pure sine wave output, low current harmonic content, no pollution and no impact on the grid.
- Dual AC and DC power supply to meet the requirements of black start mode.
- Can be equipped with RS232/RS485, Ethernet and other communication interfaces to achieve remote data acquisition and monitoring.
- Supports EMS local controller for intelligent energy control.
- Bi-directional Power Conversion System.
- Compatible with 19-inch rack for easy integration and installation.
- Optional smart transfer switch for auto-backup.
- Optional STS to achieve seamless switching between on-grid and off-grid.
- Maximum efficiency can reach 97.3%.

### • Product Dimensions





**• Technical Parameter**

<b>UP-M Series Power Conversion Module</b>			
Model	30KW	62.5KW	100KW
<b>Utility-interactive Mode</b>			
Battery voltage	600~900V		
DC max current	50A	100A	170A
AC voltage	380V±15%		
Max.AC current	100A	200A	400A
Nominal power	30KW	62.5KW	100KW
AC frequency	50Hz/60Hz±2.5Hz		
THDi	≤3%		
AC PF	-1~+1		
<b>Stand-alone Mode</b>			
Battery voltage	650~950V		
DC Max Current	50A	220A	440A
AC output voltage	380V±15%		
Max.AC output current	50A	100A	170A
Nominal AC output power	30KW	62.5KW	100KW
AC max power	33KW	68.75KW	110KW
Output THDi	< 3% (Linear load)		
AC frequency	50Hz/60Hz±2.5Hz		
AC PF	-1~+1		
Overload Capability	110%: 10min ; 120%: 1min		
<b>Physical</b>			
Cooling	Forced air cooling		
Noise	≤70dB		
Enclosure	IP20		
Highest altitude	3000m/10000feet (>2000m/6500feet derating)		
Operating ambient temperature	-20°C~ 50°C ( > 45°C derating)		
Humidity	0 ~ 95% (No condensing)		
Size (W*D*H)	560*650*230mm		
Weight	/	/	/
<b>Other</b>			
Peak efficiency	97.30%		
Protection	Overtemperature protection, AC over/under voltage protection, Over/under frequency protection, Emergency power off, AC phase reverse, Fan/relay failure, Over/under load protection, Ground faultcircuit Interrupter, Anti-islanding		
AC connection	3P4W		
Display	7"color touch screen (optional) (External connection)		
Communication	RS485/CAN/ModBusTCP/IP/CAN/LAN		
Certification	CE-EMC(EN 61000-6-2/-4) ; CE-LVD(IEC 62477-1 ; EN 50549-1 ; VDE-4105		

# LFP-R 14.33KWH

CE IEC UN38.3

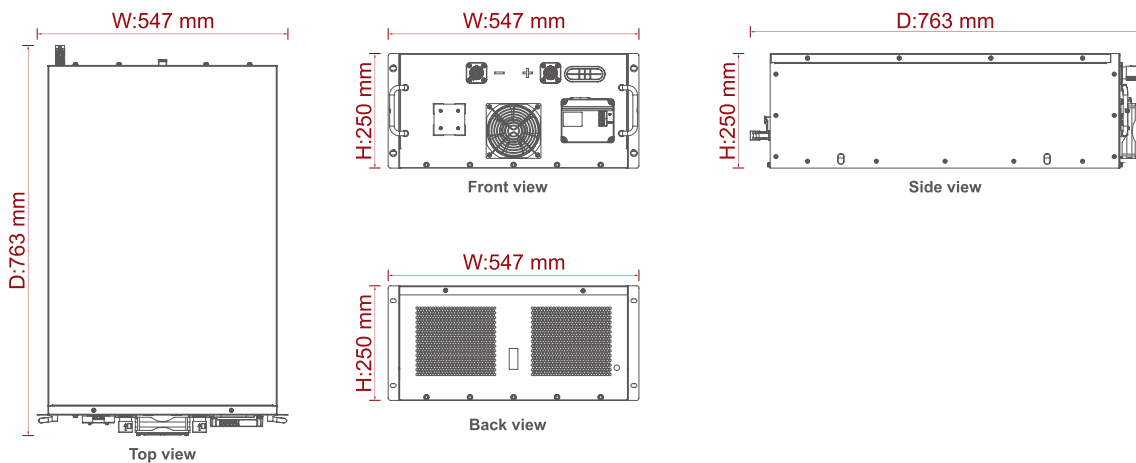
## LiFePO4 Battery Module



### • Features

- 16PCS 280AH LiFePO4 cells.
- 51.2Vdc 14.33KWH rated capacity.
- Long cycle life 6000 times.
- Unique automatic calibration active balancing technology BMS system.
- Modular, can be compatible with a variety of housing.
- Standard CAN & RS485 communication port, can meet the requirement of several packages to connect in parallel, Master & Slave relationship, Monitor and other functions. Compatible with other brand inverters' communication protocols.

### • Product Dimensions



• Technical Parameter

LFP-R 14.33kWh LiFePO4 Battery Module			
Specification		Mechanical Characteristics	
Model	LFP-R 51280H	Dimension W*D*H	547*763*250 mm
Rated Voltage	51.2V	Weight (N.W.)	103±3Kg
Rated Capacity	280Ah	Weight(G.W.)	103±3Kg
Rated Energy	14.33KWH	<b>Storage and Transportation Requirements</b>	
Cell Configuration	16S1P	Storage Temperature	Less than 1month -20~45°C
Battery Cell	3.2V280AH 16PCS (EVE LF280K)		Less than 6month -10-30°C
Life cycles (80%SOH,25°C )	6000 Cycles	Storage Humidity	45~75%RH
Certification	CE-EMC(EN 61000-6-2/-4) ;IEC 62619 ; UN38.3	SOC	Storage 60~75% SOC
<b>Standard Charge</b>			Transport 45~55% SOC
Operation temperature range @charging	0~60°C		
Rated charge voltage	56.8V		
Max. charge voltage	57.6V		
Overcharge protection	58.4V		
Allowed MAX charge current	140A		
Peak charge current	150A		
Rated charge current	140A		
Recommend charge current	≤140A		
<b>Standard Discharge</b>			
Operation temperature range @discharging	-30~60°C		
Output Voltage Range	44.8~57.6Vdc		
Recommend Working Range	46.4~56.8Vdc		
Discharge Cut-off voltage	44.8V		
Allowed MAX discharge current	280A		
Peak discharge current	280A		
Rated discharge current	140A		
Recommend discharge current	≤140A		

# BD-DC

## Bi-directional DC Controller Module



### • Features

- Modular design for easy maintenance and expansion.
- Supports bi-directional energy flow, fast forward and reverse energy switching.
- Supports local EMS controller for intelligent energy control.
- Output voltage & current accuracy  $\pm 0.5\%$ .
- Efficiency  $\geq 95\%$ .

### • Technical Parameter

Bi-directional DC Controller Module	
High voltage side(DC busbar)	
Rated DC voltage	750V
DC voltage fluctuation coefficient	$\leq 5\%$
Regulated voltage accuracy	$\pm 0.5\%FS$
Regulated current accuracy	$\pm 0.5\%FS$
Efficiency	$\geq 95\%$ (half to full load)
Rated DC current	80A
Rated DC power	60KW
Communication	RS485、CAN
Low voltage side(battery side)	
DC voltage range	200 ~ 680V
Rated DC voltage	600V
Regulated voltage accuracy	$\pm 0.5\%FS$
Regulated current accuracy	$\pm 0.5\%FS$
Ripple coefficient	$\leq 0.5\%$
Rated current	100A <sub>dc</sub>
Rated DC power	60kW
General Data	
Protection Level	IP20
Temperature Range	-20~50°C
Dimension(W*D*H)	500*598*245mm
Humidity Range	0~95% (No condensing)
Cooling	Intelligent air cooling
Noise Level	<65dB
Altitude	< 2000m (>2000m Derating)

# MPPT-M

## Solar Controller Module



### • Features

- Modular design for easy maintenance and expansion.
- Supports multiple inputs, easy and flexible configuration.
- Supports local EMS controller for intelligent energy control.
- Wide PV input range of 300V-800V.
- Efficiency  $\geq 99\%$ .

### • Technical Parameter

Solar Controller Module	
<b>Input</b>	
Max. PV array voltage	1000V
MPPT voltage range	300-800V
Number of MPPT paths	4
Max. number of input strings per MPPT	2
Number of branch inputs	8
Max. branch current	13A
<b>Output</b>	
voltage range	800V (adjustable by the rear inverter)
Rated output current	80A
Max. output current	104A
<b>Protection</b>	
Reverse DC input protection	Yes
DC switches	Yes
Group string detection	Yes
Surge-protection	Class II (lightning protector)
Over-temperature protection	Yes (automatic derating)
Over-current protection	Yes
Over-voltage protection	Yes
<b>General Data</b>	
Max. efficiency	>99%
Power supply method	Self-powered
Cooling	Intelligent air cooling
Protection Level	IP20
Humidity Range	0~95%(No condensing)
Operating ambient temperature	-20~50°C
Storage ambient temperature	-25°C ~+70°C
Communication	RS485、CAN
Dimension(W*D*H)	500*568*155mm
DC input electronics type	MC4 (quick plug)
Inlet and outlet line methods	Rear in/out (with communication interface)

# 535W-550W Solar Panel

## 182M Half Cell



### • Features

- Outstanding mechanical load resistance, 2400 Pa wind load, 5400 Pa snow load.
- Anti-PID (potential induced degradation), passed anti-PID test under 85% damp heat, 85% relative humidity for 96 hours.
- Passed salt mist corrosion test, ammonia corrosion test, dust & sand test, fire test, alcertified by TUV.
- Double electroluminescence (EL) tests.



### • Technical Parameter

#### Electrical Performance

Model Type	535W-36MH		540W-36MH		545W-36MH		550W-36MH	
Dimensions (L/W/H)	2279*1134*35							
	STC	NOCT	STC	NOCT	STC	NOCT	STC	NOCT
Peak Power at STC (Pmax)	535	397.7	540	401.4	545	405.1	550	408
Maximum Power Voltage (Vmp)	41.6	38.62	41.76	38.78	41.93	38.93	42.13	39.09
Maximum Power Current (Imp)	12.84	10.3	12.93	10.35	13	10.41	13.06	10.46
Open Circuit Voltage (Voc)	49.5±3%	46.36±3%	49.7±3%	46.54±3%	49.9±3%	46.73±3%	50.1±3%	46.92±3%
Short Circuit Current (Isc)	13.61±3%	10.97±3%	13.72±3%	11.05±3%	13.81±3%	11.13±3%	13.9±3%	11.2±3%
Module Efficiency(%)	20.93		21.12		21.32		21.51	

#### Thermal Characteristics & Operating Conditions

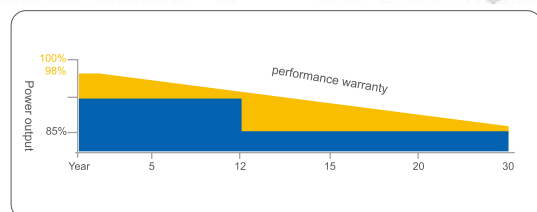
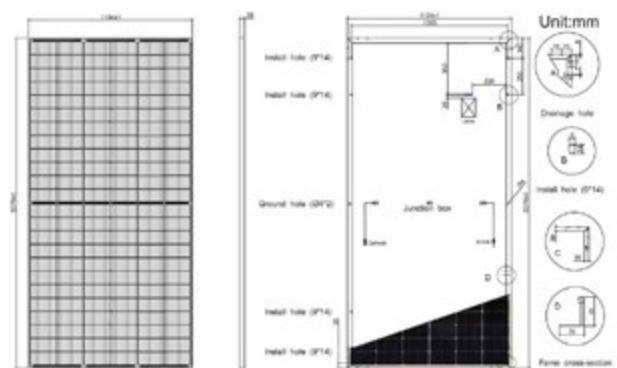
Maximum System Voltage(V)	1500V
Maximum Series Fuse Rating(A)	25A
Power Tolerance	0~+3%
Pmax Temperature Coefficients(W/°C)	-0.350%
Voc Temperature Coefficients(V/°C)	-0.250%
Iso Temperature Coefficients(A/°C)	+0.04%
NOCT Nominal Operating Cell Temperature(°C)	45±2°C
Operating and Storage Temperature(°C)	-40°C+85°C

#### Thermal Characteristics & Operating Conditions

Front Cover(Material /Thickness)	low-iron tempered glass / 3.2mm
Weight	27.00kg
Cell (Quantity/Type/Dimensions)	182*91 N Type Mono
No. of Cells	144 (6*12)*2
Frame (Material)	Anodized Aluminium Alloy
Junction Box (Protection Degree)	IP68
Cable (Length/Cross-Sectional Area)	4mm <sup>2</sup> cable 35cm+mc4

#### Packaging Specifications

- 20FT container 10Packages/275PCS
- 40HQ container 20Packages/740PCS



STC ☀ Irradiance 1000W/m<sup>2</sup> ☁ Cell Temperature 25°C AM=1.5  
 NOCT ☀ Irradiance 800W/m<sup>2</sup> ☁ Cell Temperature 20°C AM=1.5

# 670W-700W Solar Panel

## 210M Half Cell , Topcon Technology



### • Features

- Outstanding mechanical load resistance, 2400 Pa wind load, 5400 Pa snow load.
- Anti-PID (potential induced degradation), passed anti-PID test under 85% damp heat, 85% relative humidity for 96 hours.
- Passed salt mist corrosion test, ammonia corrosion test, dust & sand test, fire test, certified by TÜV.
- Double electroluminescence (EL) tests.



### • Technical Parameter

#### Electrical Performance

Model Type	670W-33MH		675W-33MH		680W-33MH		685W-33MH		690W-33MH		695W-33MH		700W-33MH	
Dimensions (L/W/H)	2384*1303*30													
	STC	NOCT	STC	NOCT	STC	NOCT	STC	NOCT	STC	NOCT	STC	NOCT	STC	NOCT
Peak Power at STC (Pmax)	670	503	675	506	680	510	685	514	690	517.5	695	521	700	525
Maximum Power Voltage (Vmp)	39.52	36.35	39.72	36.54	39.92	36.73	40.12	36.91	40.32	37.09	40.52	37.28	40.72	37.46
Maximum Power Current (Imp)	16.96	13.57	17.00	13.60	17.04	13.63	17.08	13.66	17.12	13.69	17.16	13.73	17.2	13.76
Open Circuit Voltage (Voc)	47.42±3%	43.63±3%	47.66±3%	43.85±3%	47.90±3%	44.06±3%	48.14±3%	44.28±3%	48.38±3%	44.51±3%	48.62±3%	44.73±3%	48.86±3%	44.95±3%
Short Circuit Current (Isc)	17.72±3%	14.18±3%	17.76±3%	14.21±3%	17.80±3%	14.24±3%	17.84±3%	14.27±3%	17.88±3%	14.30±3%	17.93±3%	14.34±3%	17.97±3%	14.38±3%
Module Efficiency(%)	21.57		21.73		21.90		22.06		22.22		22.38		22.54	

#### Thermal Characteristics & Operating Conditions

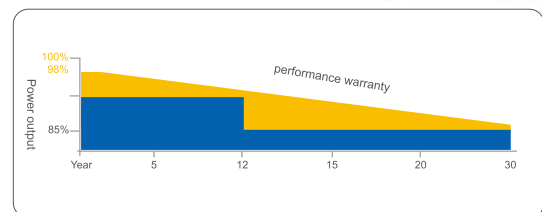
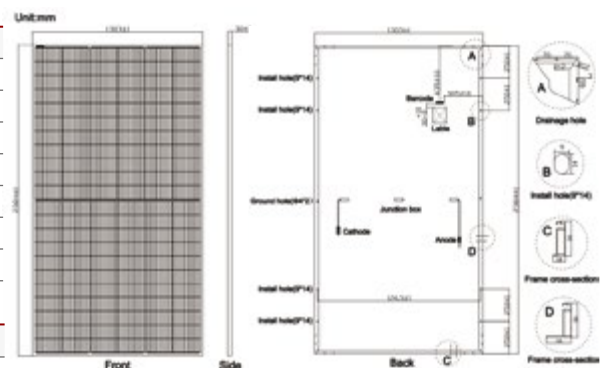
Maximum System Voltage(V)	1500/1000V
Maximum Series Fuse Rating(A)	25A
Power Tolerance	0~+3W
Pmax Temperature Coefficients(W/°C)	-0.240%
Voc Temperature Coefficients(V/°C)	-0.220%
Iso Temperature Coefficients(A/°C)	+0.047%
NOCT Nominal Operating Cell Temperature(°C)	45±2°C
Operating and Storage Temperature(°C)	-40°C+85°C

#### Thermal Characteristics & Operating Conditions

Front Cover(Material /Thickness)	low-iron tempered glass / 3.2mm
Weight	33.90kg
Cell (Quantity/Type/Dimensions)	210*105 N Type Mono
No. of Cells	132(12*11)
Frame (Material)	Anodized Aluminium Alloy
Junction Box (Protection Degree)	IP67/IP68 3diodes
Cable (Length/Cross-Sectional Area)	4mm <sup>2</sup> cable 35cm+mc4

#### Packaging Specifications

- 20FT container 5Packages/185PCS
- 40HQ container 18Packages/666PCS



STC ☀ Irradiance 1000W/m<sup>2</sup> 🌡 Cell Temperature 25°C AM=1.5  
 NOCT ☀ Irradiance 800W/m<sup>2</sup> 🌡 Cell Temperature 20°C AM=1.5

# YIY

Energy Storage System  
&  
Power Quality System Provider

## ZHEJIANG YIYEN HOLDING GROUP CO.,LTD

Tel: +86-577-27772199 27772139

Email: [yiyen@yiyen.com](mailto:yiyen@yiyen.com)

Website: [www.yiyen.com](http://www.yiyen.com)

ESS Website: [www.yiybess.com](http://www.yiybess.com)

---

### WENZHOU YIYEN SUPPLY CHAIN MANAGEMENT CO.,LTD

Add: Rm.1301.Building 3.Headquarters Economic Park .No.6688  
Xuyang Road. Yueqing City. 325600.Zhejiang

### LISHUI YIYEN TECHNOLOGY CO.,LTD

Add:No.77,Xiang Long Road,Lian Du Zone,Lishui City,Zhejiang  
Province, China

### KINMO PW CORPORATION

Contact Nos.: T 8251-0507 T 8251-0508

Mobile No.: +63977-840-7799

Email: [kinmopw.ph@gmail.com](mailto:kinmopw.ph@gmail.com)

Main Office:1732 Jose Abad Santos St., Tondo Manila, Philippines

BGC Office:Unit 3C-1 Seibu Tower, 6th Ave., 24th St., BGC Taguig City

